Boston Camera Club
NEWSLETTER

The Reflector

October | Vol 2025-2026 Issue 2

Editor Erik Gehring - erik@erikgehring.com

Welcome to our
NEW MEMBERS:

Cynthia Grant

Nancy Grant

Leonardo Neumeyer

We look forward to seeing you at upcoming meetings (if we haven't already).

"Silhouette" © Tara Tivnan - 2nd Place in Open B in the 9/16/25 Digital Image Competition. See all competition results on pp. 13 - 25.

Table of Contents

Welcome, Contents	p. 1
October 2025 Programming	pp. 2 - 4
Upcoming Special Programming for 2025-2026	pp. 4 - 7
Event Recap	p. 7
Classes, Publications and Exhibitions	pp. 7 - 12
Competition Results	pp. 13 - 25
Member Resources	p. 25
Advance Schedule in Brief	p. 26

October 2025: Program Calendar In Brief

Oct. 02	BCC Members Exhibition Opens at Wedeman Gallery, Lasell University	On Location
Oct. 04	Reception for Members Exhibition at Wedeman Gallery, Lasell University	On Location
Oct. 07	Education - "What Makes a Bird Photograph Great?" with Michael Milicia	Zoom
Oct. 14	Digital Image Comp - Open; Architecture; Opposites - Judge Angie McMonigal	Zoom
Oct. 21	Member Presentations - Member Projects	Old South
Oct. 28	Photo Critique / Lightroom Workshop with Eli Hollander	Zoom

www.bostoncameraclub.org

October 2025 Programming

BCC Members Photo Exhibition

Wedeman Gallery, Lasell University
47 Myrtle Street, Newton, MA 02466
October 2 - 25, 2025
Opening Reception: Saturday, October 4, 11 am - 1 pm

Showcasing the work of 54 current BCC members and 1 legacy member listed below, this exhibition highlights a wide range of photographic styles—from architecture and abstract to landscape, portrait, and photojournalism—reflecting the diverse interests of the club's photographers. Each artist was invited to provide a short written statement to accompany their image, offering insight into the inspiration behind their work, whether it stems from a personal experience, a specific setting, or a moment of serendipity. Viewing hours at the gallery are Tuesdays, 2-5pm, and Thursdays through Saturdays, 2-5pm.

Featuring: Nicole Bernstein, Philip Borden, David Brown, Ralph Brown, Simon Bunyard, Scott Carl, Kate Carleton, Chuck Carney, Vickie Choitz, Susan Clare, Eldad Cohen, Don Craig, Ricardo Dancel, Andy Dean, Thea Dougenik, Yair Egozy, Linde Eyster, Fern Fisher, Ellen Foust, Paul Gagnon, Lois Galluzzo, Erik Gehring, Anna Golitsyna, Marcia Grillo, Bert Halstead, Louise Halstead, Suki Hanfling, Nadia Haq, Tom Hill, Heather Hirsch, Eli Hollander, Libba Ingram, Diane Kaiser, Will Korn, Amanda Leeland, Joseph Lieber, Joni Lohr, Beth Luchner, Jim Mann, Scott Marmer, Yair Melamed, Michael Mulligan, Pamela Naab, Emory Petrack, Jenny Pivor, Jan Popiel, Susana Rey Alvarez, Nancy Rich, Alex Smith-Michaels, Andrea Stone, Suzi Teegarden, Matt Temple, Christopher Weikart, Dubi Zandman, and Horace Latimer.

Education - "What Makes a Bird Photograph Great?" with Michael Milicia - Tuesday, October 7

Time: 7 - 9:30 pm, Zoom

This presentation will explore key elements that can help transform a bird photo from a simple documentation shot to an artful and compelling image. These insights will help guide your actions both in the field and when culling images at home. Included will be tips on lighting, composition, camera angle, lens choice, poses, flight shooting, backgrounds, reflections, perches, silhouettes, depth of field, and more. The overall goal is to boost your productivity and increase the artistic and technical quality of your avian images.

Images © Michael Milicia.

Michael Milicia began doing photography on a full-time basis in 2005 after 27 years as a software engineer. His bird photos have been honored in the North American Nature Photography Association's Annual Showcase Competition and in the Audubon Magazine Photography Awards. Publication credits include National Geographic Magazine, Smithsonian, Ranger Rick Jr., Audubon, and Outdoor Photographer He has written for the National Audubon Society web site and served as the Technical Editor for Marie Read's "Mastering Bird Photography" book.

Mike is also passionate about teaching photography and has enjoyed presenting to many camera clubs throughout New England and beyond. He has also been an invited speaker at several birding and photography conferences and offers Zoom classes through his New England Bird Photography Meetup group. https://www.michaelmiliciaphotography.com.

Digital Image Competition - Tuesday, October 14

Time: 7 - 9:30 pm, Zoom

Submission Deadline: **Saturday, October 4, 1130 pm**

Categories: Open; Architecture; Opposites

Images © Angie McMonigal.



Architecture: Architectural Photography means photography that focuses on buildings. It can include building exteriors and interiors, as well as other structures, and serves as an accurate record of a building, both design and contents. Your image need not exclude people, but they should not be the image's story. Architectural photography isn't just about capturing buildings; it's about telling the story of design, space, and structure through a lens.

Opposites: Images in this category should explore opposition in personalities, nature, qualities, shapes, direction, result, or significance. Try to inspire us with examples of opposition beyond the obvious. If you Google "photography opposites" you can find examples that may provide food for thought.

Judge: Angie McMonigal

Angie is an award-winning fine art and commercial architecture photographer based in Chicago. She brings a detailed, thoughtful perspective to her work, whether for clients or through the workshops she leads. Having grown up surrounded by nature yet fascinated by the big city she's called home for nearly two decades, she brings the meditative calm of her upbringing to a terrain that's always transforming. Focusing more frequently on bold architectural details rather than sweeping cityscapes, her photographs celebrate those unexpectedly iconic elements hiding in plain sight.

You can find her work published and exhibited both nationally and internationally. Her Quilt series is part of the Catherine Edelman Gallery's Chicago Project. She frequently works with art consultants, designers, brands, architectural firms, and private collectors creating images that draw out the organic interplay between design, structure, environment, and society. Visit her online at https://angiemcmonigal.com/fine-art/.

Member Presentations: Projects - Tuesday, October 21

Time: 7 - 9:30 pm, Old South Church

Submission Deadline: **Saturday, October 18, 1130 pm**

What are you working on? Is there a theme you are exploring, or a long term idea you are mulling? Is there a subject that grabs you that cannot be conveyed with a single image? Developing projects is not only a way to explore your creativity or develop skills, but also a tool to plumb your own depths as a creative and get your viewers to understand you. There are no rules other than the images must convey a cohesive theme, and the images build on themselves. Projects can be about specific subjects, techniques or locations. Your project does not have to be fully formed. Use this session to receive feedback from the group to hone your project. In addition to submitting up to 6 images, please prepare an artist statement which introduces your project and what it means to you, in 100 words or less, that you will read at the beginning of your presentation. More info at https://www.bostoncameraclub.org/d/b3d9d677-fee9-4ab3-a75d-d62da53adb2d.

Photo Critique / Lightroom Workshop - Tuesday, October 28

Time: 7 - 9:30 pm, Zoom; **Submission deadline:** **Monday before the critique, 6 pm**

Run by Eli Hollander. The Photo Critique group provides the opportunity to receive an informal critique of your photographs from your peers and how to apply Lightroom techniques to editing in order to realize and bring out your photographic concepts . Feedback from varying perspectives enriches the discussion – we will not al-



ways agree! The meeting is open to members of all levels and the critique is constructive.

We will discuss the basic structure and concept of your photos, how to bring out the strengths and underlying basis of your images through editing, and what techniques you might utilize in Lightroom (and sometimes Photoshop) and apply them to your image in real-time to refine and more fully realize your "vision." More info at https://www.bostoncameraclub.org/d/d1d494eb-fccb-464f-a2aa-c5bf9caa72fd

Guided Tour of MFA "Faces in the Crowd" Exhibition with Karen Haas - Saturday, November 1

Time: 10 am - 12 noon, On Site; **Submission deadline:** **Monday before the critique, 6 pm**

This is the first part of a two-part event for this season. On this date, curator Karen Haas will provide participants with a guided tour of the new photography exhibition, "Faces in the Crowd," which opens on October 11. For part two, Ms. Haas will return to give us a Latimer Image Critique at the annual holiday party, December 16, 2025. For the museum tour, our host will generously arrange FREE admission to the MFA for those who don't have a membership. Please indicate on your registration form whether you are a member of the museum.

Registration for this event has closed as we are fully booked.

Upcoming Special Programming for 2025

First Annual Team Photo Competition - Tuesday, March 17

Time: 7 - 9:30 pm, Old South Church

This will be a friendly contest between two teams of photographers. Participants will be randomly assigned to the Black and White team or the Color team. Categories will be assigned to pairs of members, one from each team. For example, In the category "skyscraper," one member of the Color team and one Member of the "Black and White" team would be assigned to submit an image. Images will be displayed on screen, digitally.

The competition will be judged by Bobbi Lane and Lee Varis!

The team with the most winning images wins.

This is supposed to be fun and lighthearted. Cheering is allowed. The wearing of team-themed clothing is encouraged. There will be PRIZES. There will be snacks.

Email President Will Korn at william.korn@gmail.com **to signup.**

Please note the following:

- We chose categories to be straightforward and reasonably self-explanatory. If you need guidance, please refer to the definitions below.

- Any category may be interpreted as singular or plural except where specifically noted, e.g. "one flower."

- "Black and white" is stricter than monochrome. Images that are shades of a non-gray color or tinted like sepia are not allowed.

- Please note the definitions which follow are pretty bare-bones. This reflects the intentionally literal nature of most of the categories, as well as a desire to allow you plenty of freedom to create your own interpretation.

1. A Mess - Chaos, disorder and imperfection. Show literal clutter or a more abstract interpretation.

2. Books - The photo should feature books as the main subject. You can consider a theme related to the book's (books') appearance, content, or setting. Your topic may show books on a shelf, a library scene, a person holding a book, or a still life.

3. Bridges - The subject may be a literal bridge, showing its geometric or architectural uniqueness and beauty. It may include all or part of the bridge or even be abstract. In addition, please feel free to include figurative bridges: think of an emotional thematic or figurative bridge between two objects or people.

4. Chairs - A chair can be an object of comfort, solitude, or design. Explore the design or details of a chair, or its relationship to its environment or its users.

5. Curves - Contours, arcs, loops, circles, curlicues, whorls, turns, swirls, and twists can be found everywhere. Your image can be of anything: an animal, building, flower, landscape, person, road, river etc. Just be sure that curves are the dominant element or theme.

6. Dead Flowers - Flowers can be interesting and even beautiful when past their prime. Explore the decay and life cycle of flowers.

7. Doors - Photograph door(s) as a symbol of entry, exit, or mystery.

8. Framing - Use natural or architectural elements in the scene to frame the subject, directing the viewer's focus. "Frames" around the edge of a photo added in post-processing are not allowed.

9. From Above - How does the world look from above? This could be an urban scene, landscape, or any other subject matter. The emphasis should be on the unique viewpoint and composition.

10. From Below - Photograph any subject from a low angle, looking up. The key to a successful image representing this topic is the unique perspective created… it doesn't matter if it's a blade of grass or a skyscraper.

11. Glass - Show the beauty, transparency, or reflection of glass. Color photos may be striking, but the black and white entries will also be interesting for their focus on reflection, distortion, lines, and patterns.

12. Hands - These are the things on the ends of someone's arms. Take a photo of some. Live long and prosper!

13. In the Kitchen - You could photograph kitchen tools, kitchen activities, or decorative details of a kitchen. Try to make us think about the purpose and life of a kitchen….the image should make us think about more than just an object.

14. Leaves - Highlight the beauty of leaves. The leaves may be seen in nature or arranged as a still life. The focus should be on the leaves, and not an entire plant or tree; for example, a landscape of colorful fall foliage would not typically be included in this category.

15. Lines - Lines are straight things. Use lines in nature or man-made environments, or even still-life or studio photography. Whatever you photograph, the lines must be a key element of the composition. So, it's not just leading lines as a compositional element, but lines as a form which create the composition.

16. Mirrors - Reflections are cool. Ensure it's obvious the reflection is from a mirror, even if the mirror isn't shown in the image. Have fun with this one.

17. One Flower - Photograph a single flower as the main subject.

18. Rain - Embrace the atmosphere and mood of rain. The photo could capture droplets, reflections, or a rainy scene. Don't let rainy days or Mondays get you down.

19. Rocks - Rock formations, rocks on the shore, rocks on a mountainside, pebbles in a pile… anything goes. You may choose to emphasize the relationship between the rocks and the environment, or the shape and texture of the rocks themselves.

20. Rope - You could emphasize how ropes are used or focus on the material itself.

21. Rust - The photo should focus on corroded metal surfaces. Depict the passage of time and signs of wear, or highlight the physical textures and colors found in rust.

22. Shadows - Play with light and shadow, creating dramatic contrasts or subtle nuances.

23. Stairs - Photograph stairs as a central subject. The focus should be on their design, pattern, or relationship to the associated structures and environment.

24. Texture - Everything has a texture! Make texture the striking element of your image. It helps to use lighting intentionally and creatively to emphasize the textures of whatever subject you choose.

25. Three - The photo should feature three elements that interact or complement each other, emphasizing balance, repetition, and how the number influences composition. Remember that 3 is a magic number.

26. Windows - Photograph windows in any way that you choose. Outside looking in, inside looking out, reflections, patterns, it's all fair game.

27. Fences - Not just an image with a fence in it, but an image where the fence is the dominant thematic or literal feature of the photograph.

Multi Club Competition - Wednesday, May 13

Time: 7 - 9:30 pm, Zoom; **Submissions will open in January 2026.**

All images must be created within a one-year period beginning April 1, 2025 and ending March 31, 2026.

For purposes of Multi-Club only, members from all clubs will be assigned to either Class A or B to give photographers a chance to compete fairly with others at a similar level of experience and skill. Next April, each club will select a single final image in each category and class to compete in the event. Only one image per member may be submitted to the finals, allowing 16 members from each club (8 categories x 2 classes) to compete.

The Multi-Club Competition will be judged by a distinguished panel of three judges independent of the clubs. The judges will offer their comments on all of the finalist images, stressing impact especially. Awards will be given to the best image in each class/category. Club awards will be given for best total placement across all categories in Class B, Class A and Overall. At the end of the competition, the judges will also each choose a Judge's Favorite for each class, across all categories, for a total of up to 22 individual awards (16 category winners and up to 3 across all categories in both Class B and Class A).

Members may choose to submit digital photographic images in any or all of the eight categories.

1. Black and White Landscape

Landscape photography is the art of capturing images of vast or intimate areas in nature and the outdoors in a compelling composition. The composition can be made even more compelling in black and white as you emphasize elements such as leading lines, shadow, dark and light tones, shapes and textures.Ansel Adams' iconic images are a good example of compelling B&W landscapes.Your image must be shades of black, gray and white only.Monochrome images with any other color (e.g., sepia or cyan) are not acceptable.

2. Double Take

Show us something that makes you go, "Huh?", "Wha???" or maybe even "WTF?".The image might look ordinary at first, until you realize that there's something about it that's a little off and makes you stop and reconsider what exactly you're looking at, often with a smile, a wrinkled squint or a sense of surprise spreading across your face.Odd angles and optical illusions might come into play in creating the image or you might create the effect by compositing something in post-processing that is incomprehensible or impossible in real life.

3. Intentional Camera Movement (ICM) and/or Multiple Exposure

ICM can include any movement that produces intentional blur.It can be a vertical, horizontal, diagonal, circular or any combination of movements.Multiple exposure (ME) can be done in camera, mobile phone camera apps or in post even if your camera has a multiple exposure feature.Both techniques offer opportunities for photographers who face challenges creating tack-sharp images.With both techniques, the emphasis in this category is on creativity, originality and artistic expression.



"Glowing" © Erik Gehring - T-1st Place in Trees A in the 5/8/25 Multi Club Competition.

4. Machinery

How do you make photos of machines and industrial subjects interesting?Video can show them in action, but still photography often leaves them looking static.Can you find interesting lighting, a different angle to shoot from, maybe use a macro or telephoto focal length or find some out of the ordinary setting like an abandoned or historical machine or mill?Including the machine operator or other people in an industrial setting might help, too.Machines can be simple, like a pulley or lever, or complex, like engines or other manufactured devices.They can be current, obsolete or historical, large or small, bright and shiny or past their prime.

5. Minimalism / Simplicity

Minimalist photography is a style that prioritizes simplicity, focusing on capturing impactful images with minimal elements and a clean, uncluttered aesthetic. It emphasizes a sense of calmness, peacefulness, and order, achieved by reducing the image to its essential components.

6. On the Road

Whether or not they show a road or are taken from one, photographs in this category should capture the

sense of adventure, mystery, and discovery that ground-based travel can bring.This could include landscapes along a highway, elements of the overall experience of travel, interesting people encountered or sights like gas stations, roadside diners, quirky signs, abandoned structures, wildflowers in unplowed fields, sunsets and sunrises over the crest of a road, etc.Whether taken in rural, small town, suburban or urban settings, it's the mood of discovery while traveling along a street, road, highway or byway that's most important to capture.

7. Softness

Create an image with an effect or feeling is "soft." This can be based on animate or inanimate subjects or a by employing a technique that emphasizes softness, either in-camera or in post-processing. Typical examples include kittens, feathers and soft-focus scenes, such as with a Lensbaby or with techniques like applying a Gaussian blur or manipulating the contrast, clarity, sharpness and noise reduction sliders.

8. Textures in Nature

Texture may not be the first thing we associate with nature photography, but it's there.Texture can be captured in close-up, macro and even microscopic shots of leaves, fungi, moss, tree bark, frost, skin and feathers, among other small subjects, or in mid-range and grand vistas of water, rippling sand, forest canopies, flocks of animals and birds and rock formations.Your challenge is to find it and draw the viewer's eye to it in a way that makes it easy for them to imagine they can feel it for themselves.Other elements can be present, but it needs to be evident that the texture you've captured is what makes your image compelling.

BCC Event Recap

Field Trip to Nobska Light House - August 21, 2025

Images L-R: Will Korn; Vijay Challa; Morgane Mathews

Nicole Mordecai (Courtesy Photo/Charles Needle)

Classes and Publications with BCC Representation

Who: Nicole Mordecai

Where: The Weston Observer

What: **Profile "The Reluctant Photographer"**

When: **September 26, 2025 Issue**

More Info: https://westonobserver.org/the-reluctant-photographer/

Who: Bobbi Lane and Lee Varis Photo Tours
What: **Venice Carnival**
When: **February 8 - 17, 2026**
More Info: BCC members get $200 off. https://bobbiandleesphotoadventures.com/venice-carnival-sign-up/
What: **Neighborhoods of New York**
When: **May 3 - 8, 2026**
More Info: BCC members get $200 off. https://bobbiandleesphotoadventures.com/neighborhoods-of-new-york/
What: **Santa Fe: People and Places**
When: **June 16 - 25, 2026**
More: https://bobbiandleesphotoadventures.com/santa-fe-photo-adventure/
What: **Nova Scotia: Peggy's Cove to Cape Breton**
When: **October 1 - 9, 2026**
More Info: https://bobbiandleesphotoadventures.com/nova-scotia/

Image © Bobbi Lane and Lee Varis.

Images © David Long.

Who: David Long
Where: Workshops sponsored by BlueHour Photo Ventures
What: **Fall in the Northeast Kingdom** (VT)
When: **October 5 - 7, 2025**
More Info: https://bluehourusa.com/northern-vermont
What: **White Mountains Fall Foliage** (North Conway, NH)
When: **October 8 - 9, 2025**
More Info: https://bluehourusa.com/white-mountains-fall
What: **Autumn in Central Massachusetts** (Groton, MA)
When: **October 14, 2025, 6 am – 6 pm**
More Info: https://bluehourusa.com/central-ma
What: **Upper Cape and Cranberries** (Falmouth, MA)
When: **October 22, 2025, 1 – 6 pm**
More Info: https://bluehourusa.com/cranberries-on-the-cape
What: **Christmas by Candlelight** (Sturbridge, MA)
When: **December 21, 2025, 2 - 7 pm**
More Info: https://bluehourusa.com/christmas-by-candlelight

Who: Nicole Mordecai
Where: On Zoom (or in person if necessary)
What: **One-on-One Lightroom and Photoshop Instruction**
When: **Scheduled at your convenience**
More Info: https://www.createwithphotos.com/training

Image © Nicole Mordecai.



"Plum Island Abstract" © Erik Gehring.

Who: Erik Gehring
Where: Workshops sponsored by BlueHour Photo Ventures
What: **Autumn in the Arboretum** – Jamaica Plain, MA
When: **Sunday, November 2, 2025, 8 – 1030 am**
More Info: https://bluehourusa.com/autumn-in-the-arboretum
What: **Plum Island Abstracts** – Newburyport, MA
When: **Monday, March 2, 2026, 230 – 6 pm**
More Info: https://bluehourusa.com/plum-island-abstracts

Where: Cambridge Art Association
What: **How To Photograph Your Art**
When: **Two Sessions on Monday, November 3: 12 – 2 pm and 3 – 5 pm**
More Info: https://cambridgeart.app.neoncrm.com/nx/portal/neonevents/events?path=%2Fportal%2Fevents%2F20925

Exhibitions w/ BCC Representation

Who: Rob MacIntosh
What: **Encounters: From Local Streets to Distant Shores**
Where: West Roxbury Branch of the Boston Public Library, 1961 Centre Street, West Roxbury, MA 02132
When: October 16 – December 30, 2025
Reception: Monday, October 20, 5 – 730 pm
More Info: https://bpl.bibliocommons.com/events/68dc4bfb3fb368ea029366fc

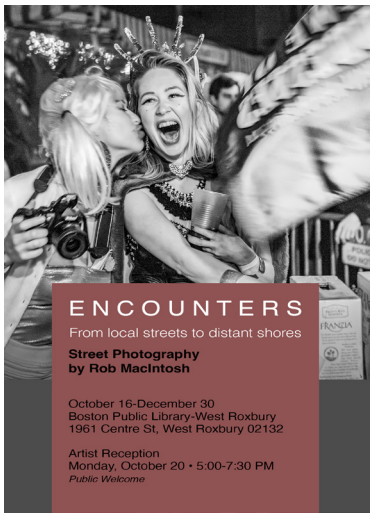

ROSLINDALE OPEN STUDIOS

Who: Erik Gehring and Marc Goldring
What: **Roslindale Open Studios**
Where: Erik and Marc will be showing at the Roslindale Substation, 4228 Washington Street, Roslindale, MA.
When: **Saturday and Sunday, October 18 - 19, 11 am – 5 pm**
More Info: https://roslindaleopenstudios.org

Who: Suki Hanfling
What: **Botanicals: Flora of the World**
Where: Decagon Gallery Online
When: **Online Now at** https://www.decagongallery.com/botanicals-flora-of-the-world

"Botanical Ballet" © Suki Hanfling.

"Liberty Mill" © Joni Lohr.

Who: Joni Lohr

What: **Sixth Annual Juried Spotlight Members' Exhibition**

Where: Rhode Island Center for Photographic Arts, 118 North Main Street, Providence, RI 02903

When: October 16 – November 14, 2025

Reception: Thursday, October 16, 5 – 8 pm

https://www.riphotocenter.org/sixth-annual-juried-spotlight-members-exhibition/

"Help" © Jeff Weinstein

Who: Joni Lohr, Matt Temple, Jeff Weinstein

What: **58th Annual Juried Art Show**

Where: Plymouth Center for the Arts, 11 North Street, Plymouth, MA

When: **September 13 – October 19, 2025**

More Info: https://www.artsplymouth.org/58th-ajas-2025

"River Reflection" © Joni Lohr.

"The Hat Lady" © Joni Lohr

"The General Store" © Matt Temple

"Looking Out" © Kelly Conlin

Who: Kelly Conlin, Joni Lohr

What: **On the Street**

Where: RI Center for Photographic Arts, 118 North Main Street, Providence, RI

When: **September 18 – October 10, 2025**

https://www.riphotocenter.org/on-the-street-call-for-entries/

Who: Sean Sullivan
What: **Forgotten**
Where: Southeast Center for Photography Online
When: **September 22 - October 30, 2025**
More Info: https://www.sec4p.com/exhibitions

"Worn" © Sean Sullivan

"Cooper's Hawk" © Joni Lohr

"On Jamaica Pond" © Joni Lohr

"Fort Adams" © Joni Lohr

Who: Joni Lohr
What: **Red Dot Small Works Sale**
Where: Cambridge Art Association @ Canal Gallery, 650 East Kendall Street, Cambridge, MA
When: **September 20 – November 13, 2025**
https://www.cambridgeart.org/red-dot-small-works-sale/
What: **Mary Schein Fall Salon**
Where: Cambridge Art Association, 25 Lowell Street, Cambridge
When: **September 13 – October 17, 2025**
https://www.cambridgeart.org/2025-mary-schein-fall-salon
What: **Biophilia**
Where: Roslindale Branch of the Boston Public Library, 4246 Washington Street, Roslindale, MA 02131
When: **September 27 – October 21, 2025**
More Info: https://www.bpl.org/locations/roslindale/

"Emperor Penguins" © Nadia Haq.

"White-throated Sparrow" © Nadia Haq.

Who: Nadia Haq
What: **2025 Audubon Photography Awards: Top 100**
When: **Online now at** https://www.audubon.org/magazine/2025-audubon-photography-awards-top-100

"Serenity for Troubled Times" © Susana.



"Tulips in the Morning" © Linde Eyster.

Who: Linde Eyster Erik Gehring, Joni Lohr, Susana Rey Alvarez

What: **36th Annual Hyde Park Art Association Members Exhibition**

Where: Scollay Square Gallery, Boston City Hall, Boston, MA 02201

When: August 4 – October 25, 2025

Awards Reception with Mayor Wu: Thursday, September 4, 3 - 430 pm

More Info: Susana submitted a painting for the show. **Linde won 1st Place for her photo "Tulips in the Morning".** https://www.hpaa-mac.org/exhibits/

"Hybrid Yew" © Erik Gehring.

"Night Walk" © Joni Lohr.

Who: Nancy Ahmadifar, Craig Childs, David Rosen

What: **Students of Robin Radin Photography Exhibition**

Where: The Real Deal, 736 Centre Street, Jamaica Plain, MA 02130

When: **September 18, 2025 – September 30, 2026**

"Afternoon Forest Hills Station" © N. Ahmadifar

"Snap in Time" © David Rosen

"Marfa Texas 2" © Craig Childs

Competition Results

Digital Image Competition, September 16, 2025 - Judge Molly Johnston

Open A - 10 entries

1st	Curved Balcony and Reflection	Dominic Vecchione
2nd	Posing La Quinceañera in the Rotunda	Lois Galluzzo
3rd	Stairway to the Stars	Phil Nardozzi
HM	Bridging the Infinite	Scott Marmer
HM	Major Style Points	Lois Galluzzo

Open B - 18 entries

1st	Six-Legged Plover	Tara Tivnan
2nd	Silhouette	Tara Tivnan
3rd	Modern Pastry By Night	Jarrod Young
HM	Mother's Kiss	Nancy Ahmadifar

On the Road A - 24 entries

1st	Where the Path Begins	Moti Hodis
2nd	Streaking by Ash Grove, Missouri	Will Korn
3rd	The Rider with His Dog, Cuba	Yair Melamed
HM	Grand Canyon, Side Canyon Hike	Tom Hill
HM	Mystic Road	Paul Gagnon
HM	View from a Soft Shoulder	Nadia Haq
HM	Youngs Fish Market Orleans	Dominic Vecchione

On the Road B - 32 entries

1st1	Quintessential Netherlands	Pamela Naab
2nd	Shepherd on the Road in India	Chuck Carney
3rd	Closed for Business	Qudsia Shaikh
HM	Dinosar Ridge Rush Hour	Steve Rumizen
HM	From a Rooftop in Istanbul	Allison Battista
HM	Ominous Journey Ahead	Marcia Grillo
HM	Pink Cadillac Diner	Libba Ingram
HM	Prada Marfa	Craig Childs
HM	Roads End	Scott Carl

Portraits A - 24 entries

1st	When the Heroes Leave the Stage the Clowns Come On	Julie Berson
2nd	Worker at India's Clothing Market	Ilya Schiller
3rd	Green to the Gills	Martin Moser
HM	Creator's Gaze	Suki Hanfling
HM	Keys to Heaven, Cuba	Yair Melamed
HM	A Smooth Cat at the Car Show	Philip Borden
HM	Wrangler at Ghost Ranch	David Rider

Portraits B - 16 entries

1st	Escape from the Heat	Ricardo Dancel
2nd	Where's My Shoe	Pamela Naab
3rd	David A Rosen 250916-2	David Rosen
HM	Happy Child	Betsey Jackson
HM	Rudy	Philip Holt

Open A Winners

1st Place

Curved Balcony and Reflection - Dominic Vecchione

The photo was taken at the CT Children's Hospital in Hartford.

Nikon D800, Nikkor 14mm-24mm lens, f/22, ISO 100 (5 HDR images taken at one stop apart). I used Lightroom, Topaz DeNoise, then sharpened it, and finallyfinished in Photoshop.

While taking photos for my firm, I noticed the reflections in the glass of the balconies above. I pressed the camera against the glass to capture the reflections, fill the frame, and create the pear-shaped image beneath the balconies. The goal was to display shapes, images, and colors in our built environment when you look up.



2nd Place
Posing La Quinceañera in the Rotunda - Lois Galluzzo

3rd Place
Stairway to the Stars - Phil Nardozzi



Open B Winners

1st Place
Six-Legged Plover - Tara Tivnan

This photo was taken near sunset on the beach at Plum Island, MA. I visited there in early June, hoping to find and photograph piping plover chicks, and I was lucky to spot a few mothers with their babies. I photographed this particular mom and her chicks for a while, hoping for the perfect shot. Her chicks, old enough to wander a bit on their own, would venture off to explore before returning to nest briefly under her. I was lucky to capture this moment just as two of the chicks tucked themselves underneath her body, creating the illusion that she had six legs. It's always a special experience to witness and photograph animal behavior like this.

Captured with my Nikon Z8 and 180–600mm lens, zoomed in to 600mm. ISO 8000, f/9, 1/4000 of a second.

2nd Place
Silhouette - Tara Tivnan

3rd Place
Modern Pastry By Night - Jarrod Young

On the Road A Winners

1st Place
Where the Path Begins - Moti Hodis

This image was taken at Sveti Tomaž, Škofja Loka, Slovenia, at sunset. Shot with an iPhone 14 Pro, which I use from time to time along with my Canon R5 Mark II. 1/60s, f/1.8 underexposed -.67

The image was cropped into more of a square format, which, in my opinion, better complements the subject and the leading trail toward it. The sky and foreground were balanced, and colors were adjusted in post to better match the feeling of the light at the time the shot was taken. The last rays of light illuminated the face of the church, while the sky was already transitioning to blue tones, and the hill was falling into shade, giving the feeling of the majesty of the building as it oversaw the serene surrounding countryside.

2nd Place
Streaking by Ash Grove, Missouri - Will Korn

3rd Place
The Rider with His Dog, Cuba - Yair Melamed

On the Road B Winners

1st Place

Quintessential Netherlands - Pamela Naab

We had been traveling through the Netherlands, and as an avid bicycler myself, I became obsessed with taking pictures of their most popular mode of transportation: the bicycle. They were everywhere and came in such a wide variety! As we traveled to Bruges, Belgium, a city just near the border of the Netherlands, I spotted this beautiful windmill, reminding me of where we'd just been. I walked all around the windmill trying to capture a nice composition, but kept coming up short. As soon as I saw a bicycle zoom by on this side, I knew I needed to combine both windmill and bicycle into a picture that felt quintessentially European. I stood in the middle of the road, hoping no one would run me over, and photographed all the bicycles that zoomed by until I was able to get a photo of this lovely older woman at the center of the composition and the windmill in a nice, even cross. The sky had been a solid blue throughout the entire trip, but I was lucky that some nice puffy clouds appeared that day to add visual interest. In terms of editing in Lightroom, I made some basic adjustments to light and color settings, eliminated any distracting visual elements, enhanced the blue in the bike and the windmill, and added a vignette. This photo was shot with a Sony A7ii at 28mm, f/8, 1/800 shutter speed, Auto ISO, and -1 exposure compensation to bring out the blue in the sky.

2nd Place
Shepherd on the Road in India - Chuck Carney

3rd Place
Closed for Business - Qudsia Shaikh

Portraits A Winners

1st Place

When the Heroes Leave the Stage the Clowns Come On - Julie Berson

This image is part of a series I created called "Women Speak on the Election." Women's rights were a key issue in the 2024 election, and as a woman I turned to art to connect with other women, especially across political divides. I wanted to understand what they were feeling and thinking in these divided times. I worked in two media—photography and the written word—both photographing and interviewing each woman. I wanted their words to convey their thoughts and feelings, and the intimacy of the photographic portraits to reveal what words could not.

This project aims to emphasize the shared humanity of women from all political backgrounds. To inspire hope that we can connect through both empathy and accountability, even in the most challenging environments. Through this work, I realized that a deeper connection and understanding are possible for me, and that every woman I spoke with was longing for the same things, despite our differences. Perhaps, by having one conversation at a time, one connection at a time-"bird by bird"-we can be healed.

The photo was taken in Belmont, MA. I used a Sony A7 III camera, a 35mm prime lens, and processed in Lightroom.

2nd Place
Worker at India's Clothing Market - Ilya Schiller

3rd Place
Green to the Gills - Martin Moser

Portraits B Winners

1st Place

Escape from the Heat - Ricardo Doncel

This is a photograph of Denali, a young actor, dancer, and model, taken at her home in Rutland. It was meant to be a swimwear shoot. However, the outside temperature was somewhat oppressive, and the sun's brightness caused very harsh lighting, resulting in unflattering shadows under her eyes. She was moved to a shaded area that provided soft, natural light, emphasizing her beauty.

What makes her portrait compelling and eye-catching are her stunning, captivating eyes and her demure expression. She appears somewhat shy but confident at the same time. The image was converted to black and white using Mastin Labs Archival B&W to reduce background distractions from the shrubs and trees. I aimed to avoid any elements in the image that would detract from her eyes and expression. The portrait was taken with a Leica SL2 and a Leica Elmarit 24-90 F2.8-4 lens, at a focal length of 90 mm, F/5.6, a shutter speed of 1/60 s, and ISO 200. Minor adjustments were made to exposure using Lightroom.

2nd Place
Where's My Shoe - Pamela Naab

3rd Place
David A Rosen 250916-2 - David Rosen

Latimer Print Competition, September 30, 2025 - Judge David Marshak

Open A - 14 entries

1st	Salt Pond	Gordon Saperia	26 pts.
2nd	The Seamstress and the Dreamer	Yair Melamed	19
3rd	Floating on Light	Moti Hodis	15
HM	Illusion on Water	Suki Hanfling	14
HM	Money Bed - Bodie, California	Tom Hill	14

Open B - 12 entries

1st	Green Hermit	Chuck Carney	19 pts.
T-2nd	David Rosen 250816	David Rosen	14
T-2nd	Walking with Red Pants	Susana Rey Alvarez	14
HM	St Vigor Chapel Window and Rattan Chair	Nicole Bernstein	13

Minimalism A - 17 entries

1st	Goodnight Edith	Moti Hodis	20 pts.
T-2nd	Just Here	Emory Petrack	16
T-2nd	Winter Vignette	Erik Gehring	16
HM	Break Time	Bert Halstead	14

Minimalism B - 6 entries

1st	The Truce	Marcia Grillo	21 pts.
2nd	Lone Plover	Chuck Carney	10

Monochrome A - 14 entries

T-1st	Rapt Audience	Philip Borden	20 pts.
T-1st	Will You Pick Me?	Moti Hodis	20
3rd	At the Car Show	Philip Borden	15
HM	Reflections from the Balcony	Yair Melamed	14
HM	Servant's Quarters	Bert Halstead	11

Monochrome B - 12 entries

1st	Weathered Old Barn	Marcia Grillo	21 pts.
2nd	Big Wheel	Andrea Stone	20
HM	Ellis Island Attic Chair	Andrea Stone	16

Open A Winners

1st Place

Salt Pond - Gordon Saperia

This image was taken in Eastham, MA, about an hour after sunset. The original file was blended with a grass texture layer. Lightroom and Photoshop were used for processing.

2nd Place

The Seamstress and the Dreamer - Yair Melamed

3rd Place

Floating on Light - Moti Hodis



Open B Winners

1st Place

Green Hermit - Chuck Carney

This is an image from the mountainous regions of Costa Rica, at Tranchi Garden, a birding hotspot organized by a local family. We observed several species, including this Green Hermit, waiting its turn to access nectar at the feeder. Hummingbirds have incredible flying abilities, constantly zooming by, and capturing them in a clear, still shot is a challenge. This was taken with a Nikon D9, a 600 mm f/4 lens, and a 1.4 teleconverter. The settings were f/5.6, 1/2000, and an ISO of around 800. Post-processing included lightening the bird, noise reduction, and sharpening.

T-2nd Place

David Rosen 250816 - David Rosen

T-2nd Place

Walking with Red Pants - Susana Rey Alvarez

Minimalism A Winners

1st Place

Goodnight Edith - Moti Hodis

This photograph was made with a Canon 5D Mark IV a few years ago at Death Valley. The delayed arrival of my checked luggage left me without my tripod, which I had checked to reduce the amount I carried on board for the first three days of our visit. So, despite the light disappearing quickly, I had to shoot hand-held. Initially, my focus was on the beautiful colors of the sunset that night, but then I noticed the crows in the tree and a couple on the roof's crest silhouetted against the colorful sky. The shot was captured at 1/125s, f/16, ISO 3200, and the noise was cleaned up in post.



T-2nd Place

Just Here - Emory Petrack

T-2nd Place

Winter Vignette - Erik Gehring

Minimalism B Winners

1st Place

The Truce - Marcia Grillo



The Old Stone Church in West Boylston, Massachusetts, is a popular subject for photography. Using a new camera to test its limits, I hoped to photograph the church against a starry sky. But typically in New England, the weather changes quickly. So, from a starlit night, clouds coated the sky. Since the church is on the Wachusett Reservoir, the still water reflected only the church. The reflection gave a minimalist look. Choosing the title "The Truce" is a political statement about the US Constitution's separation of Church and State. Seemed appropriate for our times.

Camera: Nikon Z8; Lens: Nikkor S 24-70mm; Date: August 2025

2nd Place

Lone Plover - Chuck Carney

Monochrome A Winners

T-1st Place

Rapt Audience - Philip Borden

This image is part of an ongoing series documenting small-scale, eco-conscious winemakers hosted at Bonde Wines in Harvard Square—a tightly curated wine shop known for its focus on sustainable wines from American producers. Taken during an October 2025 event featuring Talisman Wines, the photo centers on Erica Reisman, captured in a moment of quiet attention as she listens to Talisman co-founder Marta Rich (off-frame). Bonde's owner, Bertil Jean- Chronberg, appears in the background, softly out of focus, grounding the scene. I shot this with a Fuji X-Pro3 and a 56mm lens at f/1.2 to create a shallow depth of field, pulling the viewer into Erica's rapt expression. It's one of nearly a dozen events I've photographed at Bonde so far, with plans to turn them into a photographic series that captures the craft, character, and passion of these boutique winemakers.

T-1st Place

Will You Pick Me? - Moti Hodis

The photograph was taken in Kyrgyzstan during a courting show of nomadic herders who hosted us in their yurts. Back when these customs were the main way of finding a mate, the boy would have to catch the girl, who might have let her preferred partner catch her. The image was taken with a Canon 5D Mark IV at 1/1000s, f/5.0, ISO 250, using a 100-400 lens at 220mm. The image was cropped slightly, converted to black and white, and tinted to sepia to transport us back in time.

3rd Place

At the Car Show - Philip Borden

Monochrome B Winners

1st Place

Weathered Old Barn - Marcia Grillo

This photo was taken on a recent trip to Tanzania and Zanzibar. During that visit, we explored an open market. When I saw these two women in their beautiful outfits, they perfectly represented the character of the market and the entire country: traditional yet colorful and beautiful, lively, charming, and rich in its variety of offerings. The women possessed a serenity that caught my attention. The market was an ancient open structure that bustled from early morning until late at night.

I used a Canon SX70HS camera with an auto setting, and the post-processing was done using Lightroom, which helped enhance the clothing colors, the details of the merchandise, and the back wall area.

2nd Place
Big Wheel - Andrea Stone

3rd Place
Ellis Island Attic Chair - Andrea Stone

Member Resources

Photography Stores/Print Services/Discounts

The BCC has a list of photo stores, some of whom offer discounts, and printing services - Hunt's Photo and Video, Newtonville Camera, Adorama, B&H Photo, Bay Photo Lab, Digital Silver Imaging, and Frame Destination. View the entire list with more details under the Member Resources tab on our website at

https://www.bostoncameraclub.org/d/65effcf7-a6f9-4e89-94cc-7c51d2aa5618.

Follow the BCC on Social Media

We post winning photos from competitions, past and upcoming events and exhibitions, articles of interest, member exhibitions, and more!

On Instagram: @bostoncameraclub
https://www.instagram.com/bostoncameraclub/

On Facebook: @BostonCameraClub
https://www.facebook.com/BostonCameraClub

And join our BCC Member Facebook group at
https://www.facebook.com/groups/394316185959307

BCC Events through June 2026

Nov. 01	Guided Tour of MFA "Faces in the Crowd" Exhibition with Karen Haas
Nov. 04	Latimer Print Comp - Open; Street; Motion - Judge Jeff Larason
Nov. 11	Education - "Creative Expression through Coastal Imagery" with Steve Koppel
Nov. 15	Studio Photography - How To Create Flattering Portraits of Anyone with Bobbi Lane & Lee Varis
Nov. 18	Digital Guest Critique with Emily Belz
Nov. 25	Photo Critique / Lightroom Workshop with Eli Hollander
Dec. 02	Member Presentations - New Member Presentations
Dec. 09	Education - "Critical Thinking and Evaluating Your Work" with Crista Dix
Dec. 16	Holiday Party and Guest Latimer Print Critique with Karen Haas
Dec. 23	No Meeting - Happy Holidays!
Dec. 30	No Meeting - Happy Holidays!
Jan. 06	Education - "Seeing Something in Everything" with Beth Buelow
Jan. 13	Photo Critique / Lightroom Workshop with Eli Hollander
Jan. 20	Digital Image Comp - Open; Night; Complementary Colors - Judge Silvana Della Camera
Jan. 24	Studio Photography - Abstract Photography in the Studio with Bobbi Lane & Lee Varis
Jan. 27	Member Presentations - Pushing Boundaries
Feb. 03	Latimer Print Comp - Open; Landscapes; Softness - Judge Rick Berk
Feb. 10	Photo Critique / Lightroom Workshop with Tom Hill
Feb. 17	Digital Image Comp - Open; Nature (not PSA); Abstract - Judge Jen Kano
Feb. 24	Digital Guest Critique with Essdras Suarez
Mar. 03	Member Presentations - Trilogies
Mar. 10	Latimer Guest Critique with Crista Dix
Mar. 17	First Annual Team Competition - Judges Bobbi Lane & Lee Varis
Mar. 24	Digital Imge Comp - Open; Double Take; Travel - Judge Rick Cloran
Mar. 31	Education - "Street Photography: The Woman in the Crowd" with Melissa O'Shaughnessy
Apr. 07	Latimer Print Comp - Open; Environmental Portraits; Humor - Judge Don Toothaker
Apr. 11	Studio Photography - Dancers: Photography of People in Motion with Bobbi Lane & Lee Varis
Apr. 14	Photo Critique / Lightroom Workshop with Eli Hollander
Apr. 21	Education - "Strategies to Improve Your Landscape Imagery" with Peter Baumgarten
Apr. 23-27	Field Trip - BCC Goes to Texas with Craig Childs
Apr. 28	Latimer Print Comp - Open; Photojournalism; Rusty/Crusty - Judge Edward Boches
May 05	All Member Dinner / Photo Sharing / Horace Latimer Exhibition
May 09	Field Trip to Watch City Steampunk Festival with Craig Childs and Vicki Choitz
May 12	Digital Imge Comp - Open; Flora and Fauna; Family - Judge Erik Gehring
May 13	Multi Club Competition
May 19	Member Presentations - Field Trips and Studio Photography
May 26	Photo Critique / Lightroom Workshop with Eli Hollander
Jun 02	Closing Business Meeting

All 2025-2026 events listed at:
https://www.bostoncameraclub.org/d/9602abf2-8293-4234-bbe6-50c3439d9d05

The Boston Camera Club is proud to be a member of the

- NECCC (New England Camera Club Council)
- PSA (Photographic Society of America)

http://www.neccc.org | http://www.psa-photo.org

President : Will Korn

Vice Presidents: Philip Borden and Bert Halstead

Treasurer: Kathy Barry

Secretary: Vicki Choitz

BCC Reflector Editor: Erik Gehring

http://www.bostoncameraclub.org