Boston Camera Club
NEWSLETTER

The Reflector

November | Vol 2025-2026 Issue 3

Editor Erik Gehring - erik@erikgehring.com

"Belvedere Sunrise" © David Long - 3rd Place in Open A in the 10/14/25 Digital Image Competition. See all competition results on pp. 14 - 20.

Welcome to our
NEW MEMBERS:

Alejandro Astudillo Aguiar
Peter Greskovic
Shehab Hossain
Judy Lemire
Michael Moschella
Rick Ouellette
Peter Tousignant

We look forward to seeing you at upcoming meetings (if we haven't already).

Table of Contents

Welcome, Contents	p. 1
November 2025 Programming	pp. 2 - 4
Upcoming Special Programming for 2025-2026	pp. 4 - 7
Event Recap	pp. 7 - 8
Classes, Publications and Exhibitions	pp. 9 - 13
Competition Results	pp. 14 - 20
Advance Schedule in Brief	p. 20

November 2025: Program Calendar In Brief

Nov. 01	Guided Tour of MFA "Faces in the Crowd" Exhibition with Karen Haas	On Location
Nov. 04	Latimer Print Comp - Open; Motion; Street - Judge Jeff Larason	Old South
Nov. 11	Education - "Creative Expression through Coastal Imagery" w/ Steve Koppel	Zoom
Nov. 15	Studio Photography - Create Flattering Portraits w/ Bobbi Lane & Lee Varis	Old South
Nov. 18	Digital Guest Critique with Emily Belz	Old South
Nov. 25	Photo Critique / Lightroom Workshop with Eli Hollander	Zoom

www.bostoncameraclub.org

November 2025 Programming

Guided Tour of MFA "Faces in the Crowd" Exhibition with Karen Haas - Saturday, November 1

Time: 10 am - 12 noon, On Site at Muxseum of Fine Arts

This is the first part of a two-part event for this season. On this date, curator Karen Haas will provide participants with a guided tour of the new photography exhibition, "Faces in the Crowd," which opens on October 11. For part two, Ms. Haas will return to give us a Latimer Image Critique at the annual holiday party, December 16, 2025. For the museum tour, our host will generously arrange FREE admission to the MFA for those who don't have a membership. Please indicate on your registration form whether you are a member of the museum.

Registration for this event has closed as we are fully booked.

Latimer Print Competition - Tuesday, November 4

Time: 7 - 9:30 pm, Old South Church

Submission Deadline: **Saturday, November 1, 1130 pm**

Categories: Open; Motion; Street

Open: There are no limitations for subject matter or method of producing the image except general requirements that images are photographically produced, and all elements of the image are the work of the maker. The judges will be asked to judge the photographs for overall photographic quality and interest.

Motion: Motion photography refers to a style or technique of photography that captures movement, either by freezing it with a fast shutter speed at a specific moment or by illustrating motion over time through various effects such as motion blur – slower shutter speed, or by panning – where the camera is moving in sync with the moving subject keeping the subject sharp with a blurred background.

Images © Jeff Larason.

Street: Street photography is a genre of photography that captures candid moments of everyday life in public spaces. It typically focuses on people, scenes, or objects in urban environments, aiming to portray the human condition, social interactions, and the spontaneous nature of city life. Candidness: Subjects are usually unaware they're being photographed, preserving natural expressions and behavior. Public Spaces: Taken in streets, parks, public transport, markets—anywhere public life unfolds. Storytelling: Often tells a story or evokes emotion, using visual elements like composition, light, and timing. Unposed and Unscripted: Unlike portrait or fashion photography, there's no staging or direction. Ordinary Yet Striking: Finds beauty, irony, or meaning in seemingly mundane moments.



Judge: Jeff Larason

Born in the Midwest, Jeff Larason has been a street photographer since the '80s. His street photography reflects his interest in places and the ways people interact with their environment. Larason has been a "hip shooter" from early on, rarely looking through the lens to make an image. He is the host of The Crit House, a YouTube channel that provides critiques for photo projects. Jeff is a founding member of the Boston Streets Collective, a group of street photographers. His recent book project, "Sonder," has been done, in part, with an iPhone, a camera that allows him proximity without affecting the subject.

Professionally, Larason has made a career in radio and television and highway safety for the Commonwealth of Massachusetts. Larason's honors include a Grand Prize from the New York Center for Photographic Art and first and second place awards in 2021 and 2022 in the Internati onal Mobile Photography Awards. His work has appeared in dozens of shows in the US and worldwide. He has been published in The Guardian, Boston Globe, These Streets Magazine, Camera and Darkroom, UK Daily Mail, BAM Magazine, and Stuff Magazine.

Visit Jeff online at https://www.jefflarason.com.

Education - "Creative Expression through Coastal Imagery" with Steven Koppel - Tuesday, November 11

Time: 7 - 9:30 pm, Zoom

Images © Steven Koppel.

Steven Koppel's photographic images seek to convey the deep connection he has with Cape Cod, a place he and his family have cherished for more than 30 years. His creative life is guided by the words, "Arrive empty of expectations... leave filled with gratitude." Steve explores creative techniques in the field, making water, sand, and light appear to move across the scene.

Steve's presentation will share the specific field techniques he uses to create his coastal imagery and will demonstrate Lightroom and Photoshop techniques he uses to craft his images into his own artistic vision.

Steven Koppel is owner of EXPRESSIONS Gallery in Chatham. He has published three books, he has been featured in multiple publications, and leads popular Cape Cod photography retreats. He also teaches his techniques through online instructional programs, including the newly launched https://expressions-online.com. Steve is also online at https://expressionsgallery.com.

Create Flattering Portraits Studio Workshop - Saturday, November 15

Time: 11 am - 2 pm, Old South Church

Run by Bobbi Lane and Lee Varis. Learn how to make anyone, not just supermodels, look good in portrait photography. Bobbi will show you how to utilize lighting, posing, and directing to enhance any face, and minimize defects like: deep set eyes, wide/narrow face, bald, big nose, etc... Bobbi and Lee will provide lighting setups, and instruction for portrait lighting techniques, and hands-on support for the shooting experience.

Images © Bobbi Lane and Lee Varis.

Digital Guest Critique - Tuesday, November 18

Time: 7 - 9:30 pm, Old South

Submission Deadline: **Sunday, November 9, 1130 pm**

Categories: Open

Your submitted images will be critiqued, but not scored, by our judge, Emily Belz. This is a chance to submit work that you would like to get comments on without any pressure that you might feel in the case of submitting to a competition. We hope this will be a collegial event that will be a learning experience for everybody. For everybody, it is a great opportunity to get useful professional commentary that you can use to improve your work. For newcomers who may still feel uncertain about putting your images up for a scored competition, it's a chance to get your feet wet and I hope you will feel strongly encouraged to submit some of your work. Since this is not a scored competition, images that you submit to the Guest Critique remain eligible to be submitted later to a regular competition, perhaps with improvements that you decide to make based on the feedback from the Guest Critique.

There will be only one Open category for the Guest Critique, so images on all themes are welcome. As with our regular competitions, members may submit a maximum of two images.

Emily Belz is a photographer and educator based in Lincoln, MA. Her work focuses on domestic still lifes, and reveals a strong affinity for light, space, and color. Belz has exhibited her photographs both regionally and nationally at venues including the Center for Fine Art Photography; the Griffin Museum of Photography; and the Danforth Museum. She was the recipient of a 2014 artist grant from the Cambridge Arts Council, a 2015 Critical Mass Finalist, and was awarded the Manoog Family artist residency in 2018. In 2019 Belz had solo exhibits at Gallery Kayafas and the Danforth Museum. She is represented by Gallery Kayafas in Boston.

Images © Emily Belz.

Belz holds a BA in photography and art history from Hampshire College (1997), an MA in art and design education from the Rhode Island School of Design (2009), and an MFA from the New Hampshire Institute of Art (2017). She teaches classes and workshops at the Griffin Museum of Photography in Winchester, MA and Lasell College in Newton, MA. Belz serves on the exhibition committee at the Griffin Museum of Photography and is a board member of the Arlington Center for the Arts in Arlington, MA.

Learn more about Emily at http://www.emilybelzphotography.com.

Photo Critique / Lightroom Workshop - Tuesday, November 25

Time: 7 - 9:30 pm, Zoom; **Submission deadline:** **Monday before the critique, 6 pm**

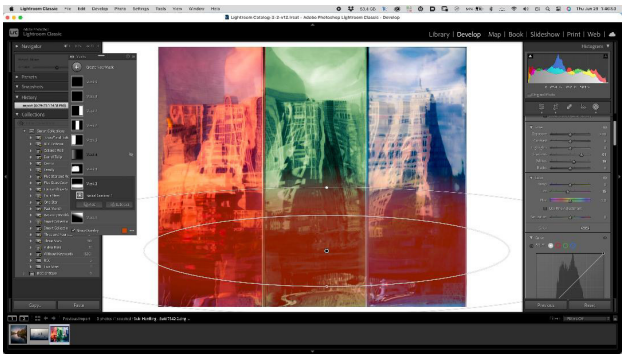

Run by Eli Hollander. This meeting is an informal way to get feedback on your photos from your peers. We may explore narrative content, visual composition, perhaps some camera technique, editing using Lightroom and possibly few Photoshop tools to more fully express and realize your vision. Feedback from different perspectives makes our discussions more interesting and lively. The meeting is open to everyone, from beginners to advanced photographers, and all genres of photography may be submitted. The Critique is totally non-competitive and constructive. More info at https://www.bostoncameraclub.org/d/d1d494eb-fccb-464f-a2aa-c5bf9caa72fd

Upcoming Special Programming for 2025-2026

First Annual Team Photo Competition - Tuesday, March 17, 2026

Time: 7 - 9:30 pm, Old South Church

This will be a friendly contest between two teams of photographers. Participants will be randomly assigned to the Black and White team or the Color team. Categories will be assigned to pairs of members, one from each team. For example, In the category "skyscraper," one member of the Color team and one Member of the "Black and White" team would be assigned to submit an image. Images will be displayed on screen, digitally.

The competition will be judged by Bobbi Lane and Lee Varis!

The team with the most winning images wins.

This is supposed to be fun and lighthearted. Cheering is allowed. The wearing of team-themed clothing is encouraged. There will be PRIZES. There will be snacks.

Email President Will Korn at william.korn@gmail.com **to signup.**

Please note the following:

- We chose categories to be straightforward and reasonably self-explanatory. If you need guidance, please refer to the definitions below.

- Any category may be interpreted as singular or plural except where specifically noted, e.g. "one flower."

- "Black and white" is stricter than monochrome. Images that are shades of a non-gray color or tinted like sepia are not allowed.

- Please note the definitions which follow are pretty bare-bones. This reflects the intentionally literal nature of most of the categories, as well as a desire to allow you plenty of freedom to create your own interpretation.

1. A Mess - Chaos, disorder and imperfection. Show literal clutter or a more abstract interpretation.

2. Books - The photo should feature books as the main subject. You can consider a theme related to the book's (books') appearance, content, or setting. Your topic may show books on a shelf, a library scene, a person holding a book, or a still life.

3. Bridges - The subject may be a literal bridge, showing its geometric or architectural uniqueness and beauty. It may include all or part of the bridge or even be abstract. In addition, please feel free to include figurative bridges: think of an emotional thematic or figurative bridge between two objects or people.

4. Chairs - A chair can be an object of comfort, solitude, or design. Explore the design or details of a chair, or its relationship to its environment or its users.

5. Curves - Contours, arcs, loops, circles, curlicues, whorls, turns, swirls, and twists can be found everywhere. Your image can be of anything: an animal, building, flower, landscape, person, road, river etc. Just be sure that curves are the dominant element or theme.

6. Dead Flowers - Flowers can be interesting and even beautiful when past their prime. Explore the decay and life cycle of flowers.

7. Doors - Photograph door(s) as a symbol of entry, exit, or mystery.

8. Framing - Use natural or architectural elements in the scene to frame the subject, directing the viewer's focus. "Frames" around the edge of a photo added in post-processing are not allowed.

9. From Above - How does the world look from above? This could be an urban scene, landscape, or any other subject matter. The emphasis should be on the unique viewpoint and composition.

10. From Below - Photograph any subject from a low angle, looking up. The key to a successful image representing this topic is the unique perspective created… it doesn't matter if it's a blade of grass or a skyscraper.

11. Glass - Show the beauty, transparency, or reflection of glass. Color photos may be striking, but the black and white entries will also be interesting for their focus on reflection, distortion, lines, and patterns.

12. Hands - These are the things on the ends of someone's arms. Take a photo of some. Live long and prosper!

13. In the Kitchen - You could photograph kitchen tools, kitchen activities, or decorative details of a kitchen. Try to make us think about the purpose and life of a kitchen….the image should make us think about more than just an object.

14. Leaves - Highlight the beauty of leaves. The leaves may be seen in nature or arranged as a still life. The focus should be on the leaves, and not an entire plant or tree; for example, a landscape of colorful fall foliage would not typically be included in this category.

15. Lines - Lines are straight things. Use lines in nature or man-made environments, or even still-life or studio photography. Whatever you photograph, the lines must be a key element of the composition. So, it's not just leading lines as a compositional element, but lines as a form which create the composition.

16. Mirrors - Reflections are cool. Ensure it's obvious the reflection is from a mirror, even if the mirror isn't shown in the image. Have fun with this one.

17. One Flower - Photograph a single flower as the main subject.

18. Rain - Embrace the atmosphere and mood of rain. The photo could capture droplets, reflections, or a rainy scene. Don't let rainy days or Mondays get you down.

19. Rocks - Rock formations, rocks on the shore, rocks on a mountainside, pebbles in a pile… anything goes. You may choose to emphasize the relationship between the rocks and the environment, or the shape and texture of the rocks themselves.

20. Rope - You could emphasize how ropes are used or focus on the material itself.

21. Rust - The photo should focus on corroded metal surfaces. Depict the passage of time and signs of wear,

or highlight the physical textures and colors found in rust.

22. Shadows - Play with light and shadow, creating dramatic contrasts or subtle nuances.

23. Stairs - Photograph stairs as a central subject. The focus should be on their design, pattern, or relationship to the associated structures and environment.

24. Texture - Everything has a texture! Make texture the striking element of your image. It helps to use lighting intentionally and creatively to emphasize the textures of whatever subject you choose.

25. Three - The photo should feature three elements that interact or complement each other, emphasizing balance, repetition, and how the number influences composition. Remember that 3 is a magic number.

26. Windows - Photograph windows in any way that you choose. Outside looking in, inside looking out, reflections, patterns, it's all fair game.

27. Fences - Not just an image with a fence in it, but an image where the fence is the dominant thematic or literal feature of the photograph.

Multi Club Competition - Wednesday, May 13, 2026

Time: 7 - 9:30 pm, Zoom; **Submissions will open in January 2026.**

All images must be created within a one-year period beginning April 1, 2025 and ending March 31, 2026.

For purposes of Multi-Club only, members from all clubs will be assigned to either Class A or B to give photographers a chance to compete fairly with others at a similar level of experience and skill. Next April, each club will select a single final image in each category and class to compete in the event. Only one image per member may be submitted to the finals, allowing 16 members from each club (8 categories x 2 classes) to compete.

The Multi-Club Competition will be judged by a distinguished panel of three judges independent of the clubs. The judges will offer their comments on all of the finalist images, stressing impact especially. Awards will be given to the best image in each class/category. Club awards will be given for best total placement across all categories in Class B, Class A and Overall. At the end of the competition, the judges will also each choose a Judge's Favorite for each class, across all categories, for a total of up to 22 individual awards (16 category winners and up to 3 across all categories in both Class B and Class A).

Members may choose to submit digital photographic images in any or all of the eight categories.

"Downtown Crossing" © Susan Clare - 1st Place in Birds in the Human Environment B in 5/8/25 Multi Club Competition.

1. Black and White Landscape

Landscape photography is the art of capturing images of vast or intimate areas in nature and the outdoors in a compelling composition. The composition can be made even more compelling in black and white as you emphasize elements such as leading lines, shadow, dark and light tones, shapes and textures. Ansel Adams' iconic images are a good example of compelling B&W landscapes.Your image must be shades of black, gray and white only.Monochrome images with any other color (e.g., sepia or cyan) are not acceptable.

2. Double Take

Show us something that makes you go, "Huh?", "Wha???" or maybe even "WTF?".The image might look ordinary at first, until you realize that there's something about it that's a little off and makes you stop and reconsider what exactly you're looking at, often with a smile, a wrinkled squint or a sense of surprise spreading across your face.Odd angles and optical illusions might come into play in creating the image or you might create the effect by compositing something in post-processing that is incomprehensible or impossible in real life.

3. Intentional Camera Movement (ICM) and/or Multiple Exposure

ICM can include any movement that produces intentional blur.It can be a vertical, horizontal, diagonal, circular or any combination of movements.Multiple exposure (ME) can be done in camera, mobile phone camera apps or in post even if your camera has a multiple exposure feature.Both techniques offer opportunities for photographers who face challenges creating tack-sharp images.With both techniques, the emphasis in this category is on creativity, originality and artistic expression.

4. Machinery

How do you make photos of machines and industrial subjects interesting?Video can show them in action, but still photography often leaves them looking static.Can you find interesting lighting, a different angle to shoot from, maybe use a macro or telephoto focal length or find some out of the ordinary setting like an abandoned or historical machine or mill?Including the machine operator or other people in an industrial setting might help, too.Machines can be simple, like a pulley or lever, or complex, like engines or other manufactured devices.They can be current, obsolete or historical, large or small, bright and shiny or past their prime.

5. Minimalism / Simplicity

Minimalist photography is a style that prioritizes simplicity, focusing on capturing impactful images with minimal elements and a clean, uncluttered aesthetic. It emphasizes a sense of calmness, peacefulness, and order, achieved by reducing the image to its essential components.

6. On the Road

Whether or not they show a road or are taken from one, photographs in this category should capture the sense of adventure, mystery, and discovery that ground-based travel can bring.This could include landscapes along a highway, elements of the overall experience of travel, interesting people encountered or sights like gas stations, roadside diners, quirky signs, abandoned structures, wildflowers in unplowed fields, sunsets and sunrises over the crest of a road, etc.Whether taken in rural, small town, suburban or urban settings, it's the mood of discovery while traveling along a street, road, highway or byway that's most important to capture.

7. Softness

Create an image with an effect or feeling is "soft." This can be based on animate or inanimate subjects or a by employing a technique that emphasizes softness, either in-camera or in post-processing. Typical examples include kittens, feathers and soft-focus scenes, such as with a Lensbaby or with techniques like applying a Gaussian blur or manipulating the contrast, clarity, sharpness and noise reduction sliders.

8. Textures in Nature

Texture may not be the first thing we associate with nature photography, but it's there.Texture can be captured in close-up, macro and even microscopic shots of leaves, fungi, moss, tree bark, frost, skin and feathers, among other small subjects, or in mid-range and grand vistas of water, rippling sand, forest canopies, flocks of animals and birds and rock formations.Your challenge is to find it and draw the viewer's eye to it in a way that makes it easy for them to imagine they can feel it for themselves.Other elements can be present, but it needs to be evident that the texture you've captured is what makes your image compelling.

BCC Event Recap

Reception for BCC Members Photo Exhibition - October 4, 2025

Photos by Tom Hill.

Top to Bottom Rows, Left to Right, from Previous Page:
The Crowd; Vladimir Zimakov Adresses the Crowd
Ellen Foust; Libba Ingram; Paul Gagnon; Yair Egozy
Eldad Cohen; Joseph Lieber; Eli Hollander; Yair Melamed
Suki Hanfling; Anna Golitsyna; Andrew Dean; Louise Halstead
Kate Carleton; Bert Halstead; Tom Hill; Jan Popiel
Rick Dancel; Suzi Teegarden; Nicole Bernstein; Linde Eyster

Classes and Publications with BCC Representation

Who: Bobbi Lane and Lee Varis Photo Tours

What: **Venice Carnival**

When: **February 8 - 17, 2026**

More Info: BCC members get $200 off. https://bobbiandleesphotoadventures.com/venice-carnival-sign-up/

What: **Neighborhoods of New York**

When: **May 3 - 8, 2026**

More Info: BCC members get $200 off. https://bobbiandleesphotoadventures.com/neighborhoods-of-new-york/

What: **Santa Fe: People and Places**

When: **June 16 - 25, 2026**

More: https://bobbiandleesphotoadventures.com/santa-fe-photo-adventure/

What: **Nova Scotia: Peggy's Cove to Cape Breton**

When: **October 1 - 9, 2026**

More Info: https://bobbiandleesphotoadventures.com/nova-scotia/

Image © Bobbi Lane and Lee Varis.


Image © Nicole Mordecai.

Who: Nicole Mordecai

What: **Photography in the Market**

Where: Lexington Arts and Crafts Society, 130 Waltham Street, Lexington

When: **Monday, December 1, 10 am – 1230 pm**

More Info: https://www.lexart.org/event-details/photography-in-the-market-with-nicole-mordecai-3

Image © David Long.

Who: David Long

Where: Workshops sponsored by BlueHour Photo Ventures

What: **Christmas by Candlelight** (Sturbridge, MA)

When: **December 14, 2025, 2 - 7 pm**

More Info: https://bluehourusa.com/christmas-by-candlelight

"Talkin' Turkey" © Joni Lohr.

Who: Joni Lohr

What: **Issue #1 Townies Mag**

Where: Townies Mag – New England Street and Documentary Photography

More Info: https://www.towniesmag.com

Who: Erik Gehring
Where: Cambridge Art Association
What: **How To Photograph Your Art**
When: **Monday, November 3, 2025, 12 – 2 pm**
More Info: https://cambridgeart.app.neoncrm.com/nx/portal/neonevents/events?path=%2Fportal%2Fevents%2F20925
Where: Workshops sponsored by BlueHour Photo Ventures
What: **Plum Island Abstracts** – Newburyport, MA
When: **Monday, March 2, 2026, 230 – 6 pm**
More Info: https://bluehourusa.com/plum-island-abstracts

Image © Erik Gehring.

Exhibitions w/ BCC Representation

Image © Kate Carleton

Who: Kate Carleton
What: **Retrospective Art Show, Photography and Mixed Media**
Where: Newton City Hall, 1000 Commonwealth Avenue, Newton
When: November 4 - 28, 2025
Reception: Thursday, November 6, 530 - 830 pm
More Info: https://www.newtonma.gov/government/parks-recreation-culture/cultural-development/city-hall-galleries

Who: Barry Berman
What: **Newburyport Photography Group Annual Show**
Where: Trades Mill Building, 6 Chestnut Street 2nd Floor, Amesbury, MA 01913
When: November 7, 2025 – January 2, 2026
Reception: Saturday, November 15, 4 – 6 pm
More Info: https://naaphotogroup.smugmug.com

"Blue Hour Rider" © Barry Berman.

"Jeff and Bobo" © Nancy Ahmadifar.

Who: Nancy Ahmadifar
What: **The Mort and Nancy Exhibit**
Where: Parker Hill Branch of the Boston Public Library, 1497 Tremont Street, Mission Hill, MA
When: **October 22 – December 31, 2025**
More Info: https://www.bpl.org/locations/parker-hill/

Who: Joni Lohr
What: **Empty Places / Abandoned Spaces**
Where: Praxis Photo Arts Center, 2601 27th Avenue South, Minneapolis, MN
When: **November 15 – December 13, 2025**
More Info: https://www.praxisphotocenter.org

"The Piano Has Been Drinking" © Joni Lohr.

"Gentoo Penguin Closeup" © Nadia Haq.

Who: Nadia Haq

What: **Nature's Best International Awards 2025**

Where: Nature's Best Photography Magazine

When: Online now at naturesbestphotography.org/winners2025

More Info: **"Gentoo Penguin Closeup" was Highly Honored in the Polar Passion category.**

"Wings Over the Light" © Erica Sloan.

Who: Nicole Mordecai, Erica Sloan

What: **Planet Earth**

Where: Decagon Gallery Online

When: Online now at https://www.decagongallery.com/planet-earth

"Drumlin Stag in the Mist" © Nicole Mordecai.

"Flora 2" © Barry Berman.

"Begonia Montage" © Nicole Mordecai.

Who: Barry Berman, Nicole Mordecai

What: **Vibrant Flora**

Where: Photo Art Pavilion Online

When: Online now at https://photoartpavilion.com/vibrant-flora-virtual-juried-photo-exhibit/

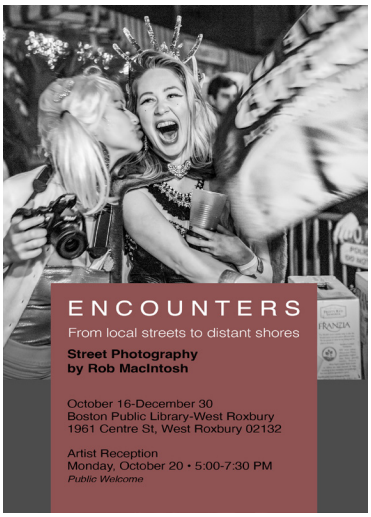

Who: Rob MacIntosh

What: **Encounters: From Local Streets to Distant Shores**

Where: West Roxbury Branch of the Boston Public Library, 1961 Centre Street, West Roxbury, MA 02132

When: **October 16 – December 30, 2025**

More Info: https://bpl.bibliocommons.com/events/68dc4bfb3fb368ea029366fc



"Eying the Menu" © Barry Berman.

Who: Barry Berman, Joni Lohr

What: **Monochrome**

Where: PhotoPlace Gallery, 3 Park Street, Middlebury, VT 05753

When: **November 7 – 28, 2025**

More Info: **Barry won an Honorable Mention for "Eying the Menu".** https://photoplacegallery.com/online-juried-shows/monochrome2025/gallery/exhibition-gallery

"End of the Edison" © Barry Berman.

"A Fond Farewell" © Joni Lohr.

"Afternoon Forest Hills Station" © Nancy A.

"Snap in Time" © David Rosen

Who: Nancy Ahmadifar, Craig Childs, David Rosen

What: **Students of Robin Radin Photography Exhibition**

Where: The Real Deal, 736 Centre Street, Jamaica Plain, MA 02130

When: September 18, 2025 – September 30, 2026

Reception: Wednesday, November 5, 6 – 8 pm

"Marfa Texas 2" © Craig Childs

"Fort Adams" © Joni Lohr

"On the Porch" © Joni Lohr.

"Liberty Mill" © Joni Lohr.

Who: Joni Lohr

What: **Red Dot Small Works Sale**

Where: Cambridge Art Association @ Canal Gallery, 650 East Kendall Street, Cambridge, MA

When: **September 20 – November 13, 2025**

https://www.cambridgeart.org/red-dot-small-works-sale/

What: **Into the Night**

Where: Cape Cod Art Center online

When: **September 5 – November 24, 2025**

More Info: **Joni was awarded an Honorable Mention for "On the Porch".** https://capecodartcenter.org/exhibition-schedule/online/

What: **Sixth Annual Juried Spotlight Members' Exhibition**

Where: Rhode Island Center for Photographic Arts, 118 North Main Street, Providence, RI 02903

When: **October 16 – November 14, 2025**

https://www.riphotocenter.org/sixth-annual-juried-spotlight-members-exhibition/

"Serenity for Troubled Times" © Susana.

Who: Linde Eyster Erik Gehring, Joni Lohr, Susana Rey Alvarez

What: **36th Annual Hyde Park Art Association Members Exhibition**

Where: Menino Arts Center, 26 Central Avenue, Hyde Park, MA

When: November 10, 2025 - January 9, 2026

Reception: Friday, December 19, 7 - 830 pm

More Info: Susana submitted a painting for the show. **Linde won 1st Place for her photo "Tulips in the Morning".** https://www.hpaa-mac.org/exhibits/



"Tulips in the Morning" © Linde Eyster.

"Hybrid Yew" © Erik Gehring.

"Night Walk" © Joni Lohr.

Competition Results

Digital Image Competition, October 14, 2025 - Judge Angie McMonigal

Open A - 16 entries

1st	NYC Corner	Michael Lok
2nd	Rising To See the Last Rays	Moti Hodis
3rd	Belvedere Sunrise	David Long
HM	Snow Family on Kent Pond	Erik Gehring

Open B - 14 entries

1st	Starlit Symphony	Erica Sloan
2nd	Sinking	Jarrod Young
3rd	Ballet Tango	Leonardo Neumeyer
HM	Alpine Bloom	Erica Sloan
HM	Crane at Sunset	Tara Tivnan

Architecture A - 30 entries

1st	The Weight of Light	Scott Marmer
2nd	Miami	Beth Luchner
3rd	Architecture 4782	Linde Eyster
HM	Back Bay Windows	Michael Lok
HM	Back Stairs, Boston	Michael Sandman
HM	Chama Station Detail	Bert Halstead
HM	Pueblo Dwelling	Bert Halstead
HM	Royal Alcazar	Paul Gagnon

Architecture B - 24 entries

1st	The Ceiling May Eat You!	Andrew Dean
2nd	To the Stairs	Judy Lemire
3rd	9 Windows	Philip Holt
HM	Caminito Architecture	Susana Rey Alvarez
HM	Northeastern Stairway	Philip Holt
HM	Old Villa, New Entrance	Kate Carleton
HM	Steep Angle	Scott Carl

Opposites A - 6 entries

1st	Bloom and Doom	Nancy Rich
2nd	Ebony and Ivory	Larry Manning

Opposites B - 13 entries

1st	Opposite Strides Vicenza	Susana Rey Alvarez
2nd	Sacred vs. Secular	Dubi Zandman
3rd	Old Black Cat Watches Young White Dog	Pamela Naab
HM	Different Directions	David Rosen

Open A Winners

1st Place

NYC Corner - Michael Lok

This image was taken on 5th Avenue in Manhattan. This scene shows a classic New York intersection—bright lights, signs, traffic, and plenty of people engaged in their own activities. I was staying at a hotel down the street and took a walk in the early evening. The bright lights and steam immediately caught my attention. Sensing that this would make a great photo scene as the light faded, I revisited this corner about an hour later and shot about a dozen images in burst mode. Of these, I picked the one with the best layering and positioning of people and traffic.

The image was post-processed in Capture One, using the "Film Extra Shadow" profile. Custom white balance was set to give a slight blue bias, masks were used for burning and dodging, and a medium amount of film grain simulation was applied. Shot on Fujifilm XE-3 with the XF 18-55mm kit lens zoomed to 37mm and with a 1/8 Black Mist diffusion filter, at 1/60s, f4, and ISO 800.

2nd Place
Rising To See the Last Rays - Moti Hodis

3rd Place
Belvedere Sunrise - David Long

Open B Winners

1st Place
Starlit Symphony - Erica Sloan

This image was taken at Two Medicine Lake in Glacier National Park, Montana. Standing beneath the Milky Way as it arched over Sinopah Mountain, I aimed to convey a feeling of quiet awe — that humbling reminder of how vast and beautiful the universe is, and how small yet connected we are within it. The still lake reflected the stars so perfectly that the sky seemed infinite in all directions, a symphony of light, reflection, and silence.



The photograph was taken with a Sony A7R V and a Sony 14mm f/1.8 GM lens. This image is a composite of two photos taken at the same spot because I used a star tracker for the sky and a still shot for the foreground and reflection. Settings: The Milky Way shot was 280 seconds, f/2.8, ISO 320. The foreground shot was 20 seconds at f/2.8, ISO 6400. In post-processing, I used Lightroom and Photoshop to create the composite and enhance the natural colors of the Milky Way and the faint glow of airglow across the horizon, while maintaining the integrity of the night sky. The goal was to stay true to that moment — when the world felt both impossibly vast and perfectly still.

2nd Place
Sinking - Jarrod Young



3rd Place
Ballet Tango - Leonardo Neumeyer

Architecture A Winners

1st Place

The Weight of Light - Scott Marmer

I took this photo at Christian Science Plaza in Boston, one of my favorite places to photograph. The morning light highlighted the architecture beautifully, and I waited for the perfect moment when the woman in black moved into the right position. This image is part of my "Boston: Built by Shadows" series, which explores the fragile boundary between the pain of isolation and the peace found in solitude in the city.

I captured this photograph with my Canon R5 and RF24-105mm F/4 L lens at 47mm, f/11, 1/1250 sec, and ISO 400.

2nd Place
Miami - Beth Luchner

3rd Place
Architecture 4782 - Linde Eyster

Architecture B Winners

1st Place

The Ceiling May Eat You! - Andrew Dean

This photo was taken at the National Gallery of Canada in Ottawa, designed by Israeli architect Moshe Safdie in 1988. I found the building incredibly beautiful and distinctive, and its geometry and light reminded me of the futuristic architecture of a Star Wars film. Looking up at the glass tower from the atrium floor, I felt as if I were being drawn into a mechanical mouth, a portal to outer space. I loved how every angle and line seems to pull your eye inward toward the center. I shot this on my iPhone 16, making some minor masked lighting adjustments and a few subtle perspective corrections.

2nd Place
To the Stairs - Judy Lemire

3rd Place
9 Windows - Philip Holt

Opposites A Winners

1st Place

Bloom and Doom - Nancy Rich

This image was photographed in the International Test Rose Garden in Portland, Oregon, in September. I was there attending the annual conference of the PSA (Photographic Society of America). I was walking through the garden looking for a pair of flowers that fit the BCC competition category "Opposites". I found several options, but this pair caught the light just right. I photographed the flowers with my Canon EOS R6 using my 24-105mm F4 lens. It was a bright and windy day. My camera settings were 1/250th of a second, at f/11 and ISO 800. My focal length was 95mm.

2nd Place
Ebony and Ivory - Larry Manning

Opposites B Winners

1st Place
Opposite Strides, Vicenza - Susan Rey Alvarez

This image was taken in Vicenza, Italy, a northern city known for its many arches and medieval buildings designed by the famous architect Andrea Palladio, who was born in 1508. I waited more than half an hour, facing one of the city's arches, until the light and the subjects were just right. These two people, a man and a woman, walked in opposite directions without noticing each other at the end of the day, perhaps never to see or meet again.

The image was captured with a Canon EOS R7 mirrorless camera and an 18-150mm lens, set to aperture priority (AP) at f/8 and ISO 400 Post-processing in Lightroom, converting to B&W, which worked better in this image. Additionally, layers with gradients were added to highlight the subject, and minor corrections were made to remove a trash can.

2nd Place
Sacred vs. Secular - Dubi Zandman

3rd Place
Old Black Cat Watches Young White Dog - Pamela Naab

BCC Events through June 2026

Dec. 02	Member Presentations - New Member Presentations
Dec. 09	Education - "Critical Thinking and Evaluating Your Work" with Crista Dix
Dec. 16	Holiday Party and Guest Latimer Print Critique with Karen Haas
Dec. 23	No Meeting - Happy Holidays!
Dec. 30	No Meeting - Happy Holidays!
Jan. 06	Education - "Seeing Something in Everything" with Beth Buelow
Jan. 13	Photo Critique / Lightroom Workshop with Eli Hollander
Jan. 20	Digital Image Comp - Open; Night; Complementary Colors - Judge Silvana Della Camera
Jan. 24	Studio Photography - Abstract Photography in the Studio with Bobbi Lane & Lee Varis
Jan. 27	Member Presentations - Pushing Boundaries
Feb. 03	Latimer Print Comp - Open; Landscapes; Softness - Judge Rick Berk
Feb. 10	Photo Critique / Lightroom Workshop with Tom Hill
Feb. 17	Digital Image Comp - Open; Nature (not PSA); Abstract - Judge Jen Kano
Feb. 24	Digital Guest Critique with Essdras Suarez
Mar. 03	Member Presentations - Trilogies
Mar. 10	Latimer Guest Critique with Crista Dix
Mar. 17	First Annual Team Competition - Judges Bobbi Lane & Lee Varis
Mar. 24	Digital Imge Comp - Open; Double Take; Travel - Judge Rick Cloran
Mar. 31	Education - "Street Photography: The Woman in the Crowd" with Melissa O'Shaughnessy
Apr. 07	Latimer Print Comp - Open; Environmental Portraits; Humor - Judge Don Toothaker
Apr. 11	Studio Photography - Dancers: Photography of People in Motion with Bobbi Lane & Lee Varis
Apr. 14	Photo Critique / Lightroom Workshop with Eli Hollander
Apr. 21	Education - "Strategies to Improve Your Landscape Imagery" with Peter Baumgarten
Apr. 23-27	Field Trip - BCC Goes to Texas with Craig Childs
Apr. 28	Latimer Print Comp - Open; Photojournalism; Rusty/Crusty - Judge Edward Boches
May 05	All Member Dinner / Photo Sharing / Horace Latimer Exhibition
May 09	Field Trip to Watch City Steampunk Festival with Craig Childs and Vicki Choitz
May 12	Digital Imge Comp - Open; Flora and Fauna; Family - Judge Erik Gehring
May 13	Multi Club Competition
May 19	Member Presentations - Field Trips and Studio Photography
May 26	Photo Critique / Lightroom Workshop with Eli Hollander
Jun 02	Closing Business Meeting

All 2025-2026 events listed at:
https://www.bostoncameraclub.org/d/9602abf2-8293-4234-bbe6-50c3439d9d05

The Boston Camera Club is proud to be a member of the

- NECCC (New England Camera Club Council)
- PSA (Photographic Society of America)

http://www.neccc.org | http://www.psa-photo.org

President : Will Korn
Vice Presidents: Philip Borden and Bert Halstead
Treasurer: Kathy Barry
Secretary: Vicki Choitz
BCC Reflector Editor: Erik Gehring

http://www.bostoncameraclub.org