Boston Camera Club
NEWSLETTER

The Reflector

April | Vol 2024-2025 Issue 8

Editor Erik Gehring - erik@erikgehring.com

Welcome to our
NEW MEMBERS:

Miriam Ross-Hirsch

We look forward to seeing you at upcoming meetings (if we haven't already).

"Gulls and Herring" © Cindy Esposito - 1st Place in PSA Wildlife A in the 3/11/25 Digital Image Competition. See all competition results on pp. 15 - 28.

Table of Contents

Welcome, Contents	p. 1
April 2025 Programming	pp. 2 - 5
Upcoming Special Programming for 2025	pp. 5 - 6
BCC Event Recap	pp. 6 - 8
PSA News	p. 9
Classes, Publications and Exhibitions	pp. 9 - 15
Competition Results	pp. 15 - 28
Member Resources	pp. 28 - 29
Advance Schedule in Brief for 2025	p. 29

April 2025: Program Calendar In Brief

Apr. 01	Photo Critique / Lightroom Workshop with Eli Hollander	Zoom
Apr. 08	Digital Image Comp - Open; Monochrome; Panorama - Ron Cowie	Zoom
Apr. 15	Member Presentations - Trilogies	Old South
Apr. 22	Education - "Sunrise and Sunset Landscape Photography " with David Long	Zoom
Apr. 26	End of BCC Exhibition at Honan Allston Branch of Boston Public Library	On Location
Apr. 29	Latimer Print Comp - Open; Architecture; Photojournalism - Jon Sachs	Old South

April 2025 Programming

BCC Members Photo Exhibition

March 1 - April 26, 2025 - Honan Allston Branch of the Boston Public Library

The Boston Camera Club Members' Photography Exhibition will be on display from March 1 - April 26, 2025 at the Honan-Allston Branch of the Boston Public Library, 300 North Harvard Street, Boston, MA 02134. From architecture to abstract to landscape to portrait to photojournalism, this exhibition captures the diverse photographic interests of the 50 Boston Camera Club members (and one legacy member) listed here:

Nancy Ahdmadifar, Paul Baron, Nicole Bernstein, Philip Borden, David Brown, Simon Bunyard, Scott Carl, Kate Carleton, Chuck Carney, Vickie Choitz, Eldad Cohen, Kelly Conlin, Elizabeth Corcoran-Hunt, Don Craig, Brian Cunningham, Ricardo Dancel, Andy Dean, Yair Egozy, Fern Fisher, Paul Gagnon, Lois Galluzzo, Erik Gehring, Murielle Gerard, Marc Goldring, Gila Goldstein, Marica Grillo, Louise Halstead, Suki Hanfling, Nadia Haq, Tom Hill, Heather Hirsch, Eli Hollander, Libba Ingram, Diane Kaiser, Amanda Leeland, Joni Lohr, Beth Luchner, Jim Mann, Michael Mulligan, Pamela Naab, Jan Popiel, Leah Ramuglia, Nancy Rich, Andrea Stone, Sean Sullivan, Suzi Teegarden, Matt Temple, Christopher Weikart, Arlene Winkleman, Henry Winkleman, and Horace Latimer.

Photo Critique / Lightroom Workshop - Tuesday, April 1

Time: 7 - 9:30 pm, Zoom; **Submission deadline:** **Monday before the critique, 1 pm**

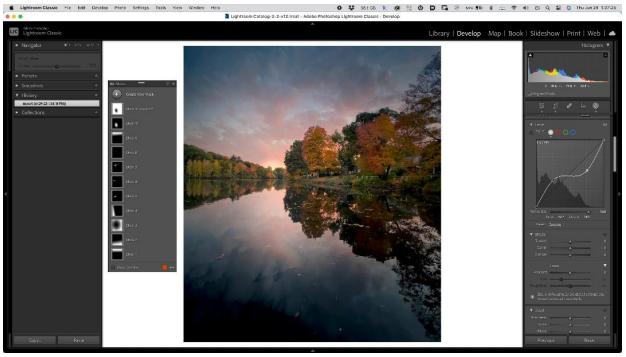

Run by Eli Hollander. The Photo Critique group provides the opportunity to receive an informal critique of your photographs from your peers and how to apply Lightroom techniques to editing in order to realize and bring out your photographic concepts . Feedback from varying perspectives enriches the discussion – we will not always agree! The meeting is open to members of all levels, from novice to "advanced," and the critique is constructive.

We will discuss the basic structure and concept of your photos, how to bring out the strengths and underlying basis of your images through editing, and what techniques you might utilize in Lightroom (and sometimes Photoshop) and apply them to your image in real-time to refine and more fully realize your "vision." More info at https://www.bostoncameraclub.org/d/d1d494eb-fccb-464f-a2aa-c5bf9caa72fd

Digital Image Competition - Tuesday, April 8

Time: 7 - 9:30 pm, Zoom

Submission Deadline: **Saturday, March 29, 1130 pm**

Categories: Open; Monochrome; Panorama

Open: There are no limitations for subject matter or method of producing the image except general requirements that images are photographically produced, and all elements of the image are the work of the maker. The judges will be asked to judge the photographs for overall photographic quality and interest.

Monochrome: A monochrome image is defined as containing only shades of gray from black to white, or appears to be a grayscale image that has been toned in one color across the entire image (for example, sepia, red, gold. etc.). Any image manipulation techniques permitted by the BCC competition rules are allowed, but if an image appears to have been multi-toned or has a spot of color, it does not qualify for this category.

Panorama: A panorama is a long, skinny photograph that encompasses a wide (or tall, if working vertically) area. This generally means it has an aspect ratio of 2:1 or larger, the image being at least twice as wide as it is high (or vice versa). The resulting images take the form of a wide or tall strip.

Some cameras (especially phone cameras) have built-in panorama modes. You can also get a panorama by cropping a wide-angle view (but be careful not to lose too much resolution!) or by stitching multiple images together in post-processing. A useful quick guide to shooting and stitching panoramas can be found at https://digital-photography-school.com/shoot-stitch-panorama-photo/. For inspirational examples, look at https://thepanoawards.com/

Images © Ron Cowie.

Judge: Ron Cowie

Ron Cowie is a Rhode Island based still and motion photographer. He is the principal owner of Oyster Farm Productions, a corporate video company and the Bert and None Gallery, an online gallery of fine art photography. Ron has led workshops in landscape, creative portraiture, and 19th century photography at The New England School of Photography for eighteen years. He has taught workshops and guest lectured at The George Eastman House in Rochester, NY The Episcopal School in Alexandria, VA, and the Museum of Fine Arts, Boston. Visit him online at https://www.roncowiephoto.com.

Member Presentations: Trilogies - Tuesday, April 15

Time: 7 - 9:30 pm, Old South Church

Submission Deadline: **Saturday, April 12, 1130 pm**

The Trilogies Member Presentation is inspired by Brooks Jensen's Trilogies book project which solicits photos in groups of three through his website LensWork. The idea with a Trilogy, as Brooks explains, is "three images of a project that are related and develop the story more deeply" than a single image does. "They can be of the same mood, the same subject from different points of view, three different perspectives, three different times of the year of the same subject, and lots of other ways" to use three related images as a grouping. The hope is that the three images together are more substantial than any one of the images alone.

There's a difference between a Triptych and a Trilogy. Triptychs are often three images conceived as a three-part single image segmented over three panels in the same frame. Or three contiguous separately framed images that together form a singular three-part image. A Trilogy is different. A Trilogy is about the relationship of three distinct images to expand their visual, emotional, and or story impact. No image titles or accompanying text needed. You do not need to arrange the images in a layout. Just submit the three separate images. All monochrome OR all color for a single Trilogy set probably works better.

We'll present the images as they would look in a two-page book layout. Each Trilogy will be displayed over two pages - a single image on one page and two on the other.

If you have trouble with your submission please email Tom Hill at tomhillproductions@mac.com. More info at https://www.bostoncameraclub.org/d/b3d9d677-fee9-4ab3-a75d-d62da53adb2d.

Education - "Sunrise and Sunset Landscape Photography" with David Long - Tuesday, April 22

Time: 7 - 9:30 pm, Zoom

The hour before and after sunrise and sunset can be one of the most amazing times to shoot landscape photography. The warm light, the lengthening shadows, the colors, and the actual capture of the sun can provide some memorable images. It can also be one of the most difficult to do accurately with the large dynamic

range, solar flares and limited light in the pre-dawn and twilight hours. This presentation will cover how to plan your shot and set up with equipment, what valuable accessories you can use, how to scout location and some post-processing techniques to bring out the best in your images.

Images © Dave Long.

David Long lives the majority of the year in Massachusetts, splitting his time between the Boston area and Cape Cod. He has been working professionally as a landscape photographer for the last ten years and travels extensively throughout New England teaching landscape photography through his workshops and tours, twelve e-books, camera club presentations, national podcasts, landscape blogs and postings to his large social media community.



Dave's work has been featured by Outdoor Photographer, The Boston Globe, Newport Life, Cape Cod Magazine, Yankee Magazine and Boston Voyager. His work can also be seen on many calenders including The Light of New England, Maine Life, and Vermont Living, as well as advertising done on VisitMA, the official advertising site for the state of Massachusetts.

Recent Awards: 2023 Fine Art of Photography - 1st Place, 2023 & 2024 Cape Cod Life Photo Contest - Ist Place, 2023 & 2022 - Boston Camera Club - Image of the Year, 2021 & 2019 NECCC Image of the Year, 2020 Nantucket Image of the Year, 2018 AMC Image of the Year. Visit Dave online at https://davelongphoto.com.

Latimer Print Competition - Tuesday, April 29

Time: 7 - 9:30 pm, Old South Church

Submission Deadline: **Saturday, April 26, 1130 pm**

Categories: Open; Architecture; Photojournalism/Documentary

Open: There are no limitations for subject matter or method of producing the image except general requirements that images are photographically produced, and all elements of the image are the work of the maker. The judges will be asked to judge the photographs for overall photographic quality and interest.

Architecture: Can you tell a powerful story about architecture and the people that inhabit it in a single photo? Photos should powerfully communicate an architectural form or space, capturing the essence of the place as well as the experience of those that inhabit it. Your photo can include all or part of a building or group of buildings, inside, or outside. You can include people in your image as long as the story is about the architecture or space. Think about perspective, wide angle, close up, etc. Try to encapsulate the atmosphere and emotion of a particular place.

Photojournalism/Documentary: A photograph of human interest, documentary or news value. Expanding beyond the confines of normal "news" photography, this new category encourages images of wider interest that may explore the cultural or social situation of a person, a people, or a place, without necessarily requiring the capture of a decisive moment. These are pictures that would be at home in a newspaper or magazine, maybe accompanying a story of an event of topical interest. This year's PJ category excludes sports photography, in keeping with the theme above.



Images © Jon Sachs.

Photojournalism images shall consist of images with informative content and emotional impact . In photojournalism and documentary imaging, the storytelling or emotional value of the image shall receive priority over technical quality. In the interest of credibility, these images must not misrepresent the truth. No situations shall be set up or posed for the purpose of photography.

It is strongly recommended that Photojournalism images should have a caption.

Judge: Jon Sachs

Jon grew up in rural New York learning to drive a tractor and build and fix things. He went to college at MIT, studying photography with Minor White and filmaking with Ricky Leacock. After MIT he started his own company and ran it for 25 years, creating slides and other graphics for many Boston area companies and non profits. These days, Jon is self-employed as photographer and videographer, as well as creator of websites. He also runs the photo education website www.photomatters.org, which teaches about the creative variables in photography.

Visit Jon online at https://jonsachsphotographer.com.

Upcoming Special Programming for 2025

Multi Club Competition - Thursday, May 8

Time: 7 - 9:30 pm, Zoom; **Submission deadline:** **April 8, 2025**

All members of the Boston, Gateway, Newton and Stony Brook Camera Clubs are invited to participate in the friendly 6th Annual Multi-Club Competition to be hosted online on Thursday, May 8, 2025, 7:00-9:30 PM.

All images must be created within a one-year period beginning April 1, 2024 and ending March 31, 2025.

The judges will offer their comments on all of the finalist images, stressing impact especially. Awards will be given to the best image in each class/category. Club awards will be given for best total placement across all categories in Class B, Class A and Overall.

Judges for the competition are:

- **Gerry Jones** - https://www.gerrijonesphotography.com
- **Mandy Lea** - https://www.mandyleaphoto.com
- **Peter Pereira** - https://peterpereira.com/bio.html

"Boy in the Back of the Church"' © Julie Berson - 2nd Place in Street B in 4/30/24 Multi Club Competition.

1. Birds in the Human Environment

Send us your birds! This is your chance to capture images of these beautiful creatures in human spaces. The "nature story" sought after in typical competitions will not help you. Don't worry about hand-of-man; that's what we're looking for! Photos here should show how birds live among us – a gull grabbing your French fries, or pigeons crowding a sidewalk. Just make sure a bird or birds is the subject.

2. Clouds

Forget those clear blue skies; give us clouds! Listen to Joni Mitchell and head out to shoot them – cirrus, cumulus or even altocumulus! Other objects can be in the frame, but it needs to be clear that clouds are the subject. Although fog might be considered a cloud of sorts, it doesn't fall into this category.

3. Environmental Portrait

Environmental portraiture shows subjects in a setting that reveals details of their lives and illuminates the essence of their personality. This might be the subject's home or place of work, but locations outside the subject's normal environment can provide a fresh perspective. It's all about context. Where is this person? Why is this person in this place? How do they relate to the place where they are?

4. Night Photography – People and Places

Let's get you out shooting at night. You can shoot anywhere – urban, suburban, landscape, etc. – as long as it's between the hours of dusk and dawn. But no star trails, Milky Ways, or other night sky shots and no sunrises, sunsets or eclipses. Instead, we want to see people and/or places in your shots. You might take inspiration from the painter Edward Hopper, who was most admired for his night scenes. Check out his work. He adapted the device of highlighting a scene against a dark background, creating the sense of sitting in a darkened theater waiting for the drama to unfold. By staging his pictures in darkness, Hopper was able to illuminate the most important features while obscuring extraneous detail.

5. Perspective

Perspective refers to the visual connection between the elements in a photo. It may involve the angle from which the image is taken, the composition of the subject(s) within the frame and how the photographer positions themself during the photographing process. A recent article states that perspective is not only an effective way of making a photo more captivating, it's also an opportunity to challenge the way people see the world. With a skilled eye, you can show a unique view of the most commonly photographed subjects. Keeping the above in mind, try applying various perspective techniques, including Linear, High Angle, Low Angle and Leading Lines, to name a few. This is also an opportunity to experiment with lenses and filters, as well as to take advantage of light and shadows, but make sure you have fun doing so. Try to create some drama in your photographs. Let creativity take hold in the field.

6. Selective Focus

Selective focus leaves one part of the image sharp and the rest blurry. Choosing a pinpoint focal point in your image and using a shallow depth of field is a technique you can use to simplify an image, eliminating distractions and drawing the viewer's attention to the most important portion of your shot.

7. The Thrill of Victory, The Agony of Defeat

Starting in 1961, ABC's Wide World of Sports ran for 37 seasons, providing a weekly digest of sports' major events. The show's opening sequence featured a dramatic fanfare and a voice-over intro that went, "Spanning the globe to bring you the constant variety of sport... the thrill of victory... and the agony of defeat... the human drama of athletic competition... This is ABC's Wide World of Sports!" while showing a video montage of of dramatic winners and losers — a heroic athlete being carried from the field, a weightlifter raising an impossible weight over his head and, most memorably, a ski jumper crashing horribly off the end of the jump. Though sports may be the best venue for capturing these images of human drama, you can also capture displays of victory celebrations or disappointment at defeat in other venues for this category – games, child's play, political rallies, etc. – as long as the emotion is there!

8. Trees

Trees come in all sizes and shapes, have unique leaves, flowers and fruit. In winter, the bare branches provide opportunities for silhouettes. Light, color and shadow are important elements. Submit an image in which the tree or trees is the main subject.

BCC Event Recap

Reception for BCC Members Exhibition at the Honan-Allston Branch of the Boston Public Library - March 8, 2025

Photos by Erik Gehring.

This page left to right, top row to bottom: The Crowd, Suki Hanfling, Erik Gehring (*by Kate Carleton*); Suzi Teegarden, Murielle Gerard, Lois Galluzzo.

This page left to right: Louise Halstead, Nicole Bernstein, The Crowd.

Previous page left to right, top row to bottom: Kate Carleton, Amanda Leeland, Don Craig; Paul Gagnon, Vicki Choitz, Eli Hollander; Libba Ingram, Gila Goldstein, Christopher Weikart; Diane Kaiser, Beth Luchner, Marc Goldring; Sean Sullivan, Scott Carl, Nancy Ahmadifar; Philip Borden, Andrew Dean (*courtesy Andrew Dean*), David Brown

From Exhibition Co-Chair Beth Luchner: "At the opening reception, many people were curious about Don Craig's photo and printing. I asked Don to provide a write-up of his image which is below."

Why Do the Leaves in Winterdance Look Real?

By Don Craig

Winterdance: A swirl of 9 oak leaves on the fresh-frozen rilled ice of Locke Pond.

The short answer: The oak leaves in Winterdance look real because they are sharp, life size, and have good color contrast with the background.

The long answer: The ice, as well as having its own texture, reflected a distorted view of the oak trees above with the blue sky behind. I photographed the leaves on the ice with a Sony A7R4 and a 135mm Zeiss Batis f/2.8 in sunlight at 1/160s f/5.6 ISO 400.

The leaves were all framed in one exposure, but I made sure to get "coverage" - I photographed around the edge of the core photo (from the same taking position, ideally pivoting around the lens iris, although this was handheld) to capture enough ice around the edges to let me decide framing and aspect ratio in post.

The final result is a composite of the core leaf shot, with two other surrounding shots used to obtain a square aspect ratio from a 3:2 original without giving up any pixels. The image resolution was doubled and the final Photoshop master is 13952 pixels square from three doubled 9504 x 6336 pixel captures.

Taken around 3pm in November, the sunlight was bright and harsh, with the whole scene somewhat flat. The leaves were given a corrected gamma curve, with the foreground leaf a curve of its own as it was much darker than the others. The gamma of the ice and the reflections therein was adjusted separately, making the ice much darker, and incidentally significantly increasing the color saturation of the ice.

The scene was fairly heavily sharpened, with an unsharp mask to the scene as well as a Topaz Sharpen AI applied to the leaves - trying to make the leaves as detailed as possible, while trying to hide a slight loss of focus in the foreground (the sharpest leaf is the furthest away).

The display print was made on a 300 gsm 24" roll of Red River Palo Duro Baryta Fiber Photo Paper. The Red River has less texture than the other paper I use, the more expensive 315gsm Hahnemuhle Photo Rag Baryta Glossy FineArt Paper, but the heavily textured ice in the photo more than made up for that, and a somewhat smoother surface was preferable for the realism effect I was trying for.

I had tried several test prints at somewhat smaller scale with white 2-inch white borders, simulating a matte The white seemed a barrier to making the scene more real to the viewer, and I finally decided on a "full bleed" print, with no matte at all, particularly since I had enough detail surrounding the scene to fill the space without drawing attention. The matte black frames I use add a quarter inch to each dimension, so the final size was 23.98 inches on a side framed.

I sprayed the print with Moab Desert Varnish Lacquer, which gives it a slightly pebbled surface, protects it, and cuts glare slightly.

PSA News

PSA Photo Festival - September 24 - 27, 2025

The Photographic Society of America's 85th Annual Photo Festival runs September 24 - 27, 2025, in Portland, OR. More info at https://psaphotofestival.org.



"The Light on Her Shoulder" © Tom Hill.

PSA Competition Round 2

The Photographic Society of America hosts three interclub competitions per season. The BCC had one award winner from the PSA's second round held in February 2025.

Congratulations to Tom Hill for winning a Merit Award for "The Light on Her Shoulder" in the Color category.

Classes and Publications with BCC Representation

Who: Bobbi Lane and Lee Varis Photo Adventures

What: **Neighborhoods of New York**

When: **June 1 - 6, 2025**

More Info: ***BCC members get a $250 discount.*** https://bobbiandleesphotoadventures.com/neighborhoods-of-new-york/

What: **India for Beginners**

When: **October 17 – 29, 2025**

https://bobbiandleesphotoadventures.com/india-photo-adventure-for-beginners/

Image © Bobbi Lane and Lee Varis.



Who: Jenny Pivor

What: **Digital Collage and Painting**

Where: Danforth Museum, 100 State Street, Framingham, MA

When: **Three Wednesdays, May 21 - June 4, 2025, 1230 – 330 pm**

More Info: https://danforth.framingham.edu/learn-create/adults-spring/

Who: David Rider

What: **Portrait Photography Amid Nature's Beauty (Ghost Ranch, NM)**

When: **April 27 - May 3, 2025**

More Info: https://www.ghostranch.org/programs/

Image © David Rider.

Image © Erik Gehring.

Who: Erik Gehring
Where: Workshops sponsored by BlueHour Photo Ventures
What: **Lilacs in the Arboretum** – Jamaica Plain, MA
When: **Sunday, May 4, 2025, 8 – 1030 am**
More Info: https://bluehourusa.com/arboretum
What: **Autumn in the Arboretum** – Jamaica Plain, MA
When: **Sunday, November 2, 2025, 8 – 1030 am**
More Info: https://bluehourusa.com/autumn-in-the-arboretum
Where: Eliot School online
What: **Organizing and Preparing Images for Submission**
When: **Wednesday, May 14, 7 – 9 pm**
More Info: https://eliotschool.org/classes/organizing-preparing-images-submission-1s25-online

Who: David Long
Where: Workshops sponsored by BlueHour Photo Ventures
What: **Lupines and Lighthouses** (Camden, ME)
When: **June 7-8, 2025**
More Info: https://bluehourusa.com/lupine-lighthouses
What: **Beaches and Blue Hour** (Orleans, MA)
When: **August 10, 2025, 4 – 10 pm**
More Info: https://bluehourusa.com/lower-cape
What: **Schoonerfest and Cape Ann** (Gloucester, MA)
When: **August 31, 2025, 930 am – 7 pm**
More Info: https://bluehourusa.com/schoonerfest
What: **Sunset and Moonrise at Scituate Light** (Scituate, MA)
When: **September 7, 2025, 5 – 730 pm**
More Info: https://bluehourusa.com/the-moon-scituate
What: **Fall in the Northeast Kingdom** (VT)
When: **October 5 - 7, 2025**
More Info: https://bluehourusa.com/northern-vermont
What: **White Mountains Fall Foliage** (North Conway, MA)
When: **October 8 - 9, 2025**
More Info: https://bluehourusa.com/white-mountains-fall
What: **Autumn in Central Massachusetts** (Groton, MA)
When: **October 14, 2025, 6 am – 6 pm**
More Info: https://bluehourusa.com/central-ma
What: **Upper Cape and Cranberries** (Falmouth, MA)
When: **October 22, 2025, 1 – 6 pm**
More Info: https://bluehourusa.com/cranberries-on-the-cape
What: **Christmas by Candlelight** (Sturbridge, MA)
When: **December 21, 2025, 2 - 7 pm**
More Info: https://bluehourusa.com/christmas-by-candlelight



Images © David Long.

Exhibitions w/ BCC Representation

Who: Kate Carleton, Ellen Foust

What: **Newton Open Studios**

Where: Kate will be showing at 24 Berkeley Street, West Newton; Ellen will be showing at Newton City Hall, 1000 Commonwealth Avenue.

When: **April 5 - 6, 2025, 11 am – 5 pm**

More Info: https://newtonopenstudios.org

"Moonrise Magic" © Ellen Foust.

Who: Ellen Foust, Nicole Mordecai

What: **Fourth Washington International Mobile Photography Awards Art/Creativity Category**

Where: Online

More Info: **Nicole won 1st Place for "Swinging Trio". Ellen won Honorable Mentions for "The Ghost of Samual Murdock" and "Moonrise Magic".** https://www-gwmpa-org.translate.goog/?page_id=7318&_x_tr_sl=zh-CN&_x_tr_tl=en&_x_tr_hl=en&_x_tr_pto=sc

"The Ghost of Saumel Murdock" © Ellen Foust.

"Swinging Trio" © Nicole Mordecai.

Who: Gordon Saperia, Tony Schwartz

What: **Spring Members Show: Vernal Light**

Where: Copley Society of Art, 158 Newbury Street, Boston, MA 02116

When: **April 3 – May 3, 2025**

More Info: https://copleysociety.org/exhibitions/spring-members-show-vernal-light/



"Spring Wood" © Gordon Saperia.
"Comm Ave Magnolias" © Tony Schwartz.

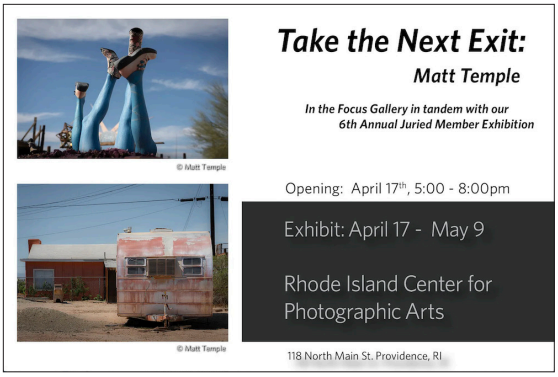

Who: Matt Temple

What: **Take the Next Exit**

Where: Rhode Island Center for Photographic Art, 118 North Main Street, Providence, RI 02903

When: April 17 – May 9, 2025

Opening Reception: Thursday, April 17, 5 – 8 pm

More Info: https://www.riphotocenter.org/take-the-next-exit-matt-temple/

Who: Erik Gehring

What: Menino Arts Center Open Studios Sale

Where: 26 Central Avenue, Hyde Park, MA 02136

When: **Saturday, April 26, 2025, 11 am – 5 pm**

More Info: https://www.hpaa-mac.org/events/mac-open-studios/

"Officers Quarters" © Matt Temple.

Who: Matt Temple, Jeff Weinstein

What: **Duxbury Art Association's Winter Juried Show 2025**

Where: Art Complex Museum, 189 Alden Street, Duxbury, MA

When: **February 2 – April 19, 2025**

More Info: Matt received 3rd Place in Photography for "Officers Quarters". Congrats Matt! https://www.duxburyart.org

"Curves" © Jeff Weinstein.

"Minimalist Smoky Mountains" © Erik Gehring.

Who: Erik Gehring, Joni Lohr

What: **Members Prize Show**

Where: Cambridge Art Association, 25 Lowell Street and 124 Mt. Auburn Street, Cambridge, MA

When: **January 30 – April 25, 2025**

https://www.cambridgeart.org/2025-members-prize-show/

"The Piano Has Been Drinking" © Joni Lohr.

Who: Nadia Haq

What: **The World Out Back**

Where: Mass Audubon Broadmoor Sanctuary Gallery, 280 Eliot Street, South Natick, MA 01760

When: **March 1 – April 30, 2025**

More Info: https://www.massaudubon.org/places-to-explore/wildlife-sanctuaries/broadmoor



"Jazz in Blue" © Jenny Pivor.



"Autumn Expression #2" © Ellen Foust.

Who: Ellen Foust, Nicole Mordecai, Jenny Pivor

What: **James King Bonnar Exhibition**

Where: Newton Art Association at the Morse Institute Library, 14 East Central Street, Natick, MA 01760

When: **March 3 – April 30, 2025**

More Info: https://newtonartassociation.com/event/call-for-art-2025-annual-james-king-bonnar-exhibit/



"Mama Fox Deck Den" © Nicole Mordecai.

"Seaworthy No More" © Joni Lohr.

Who: Joni Lohr, Matt Temple

What: **Annual Juried Photography Exhibition**

Where: Mass Arts Center, Morini Gallery, 888 South Main Street, Mansfield, MA

When: **February 19 – April 13, 2025**

https://massartscenter.org/2025-photography-exhibition/

"Over the Bounding Waves" © Matt Temple.

Who: Ellen Foust

What: **Unity**

Where: Newton Art Association at Suzuki School of Music, 1615 Beacon Street, Waban, MA 02468

When: **January 6 – May 2, 2025**

https://newtonartassociation.com/call-for-art-suzuki-school-of-music/

"Bullough's Pond: Ice Closed" © Ellen Foust.



"Willis Tower Window" © Will Korn.

Who: Will Korn

What: **Framed Views: A Collection of Photographs from Open House Chicago**

Where: Chicago Architecture Center, 111 E. Wacker Drive, Chicago, IL 60601

When: **November 23, 2024 – June 1, 2025**

https://www.architecture.org/visit-the-center/exhibitions/framed-views

"Winter Sky at Patreksfjordur, Iceland" © Will Korn.

Who: Suki Hanfling, Will Korn, Nicole Mordecai, Lisa Ryan, Jeff Weinstein

What: **Nocturnal Luminosity**

Where: Arlington Center for the Arts Workbar, 1167 Massachusetts Avenue, Arlington, MA

When: **February 10 – June 30, 2025**

https://www.acarts.org/offsite-exhibits



"Crystal Ball Light Painting" © Nicole Mordecai.

"Two Flowers" © Lisa Ryan.



"Light Wave Magic" © Suki Hanfling.



"JFK" © Jeff Weinstein.

Who: Sean Sullivan

What: **First Look: A Second Glance 2025**

Where: Panopticon Gallery, 502c Commonwealth Avenue (inside Commonwealth Hotel), Boston, MA 02215

When: **February 13 – April 28, 2025**

https://www.panopticongallery.com/second-glance-2025

"Color of Night" © Sean Sullivan.

Exhibition Calls

The Spring National – Cape Cod Art Center, Barnstable, MA

May 12 – June 13, 2025; Reception: Friday, May 16, 5 – 7 pm

Jurors are John Clayton and Marcia Joy Duggan

$25 per entry.

Deadline to submit is April 13, 2025.

More info at https://www.smarterentry.com/CallsForEntry/CapeCodArt

15th Annual Photo Book Competition – Griffin Museum, Winchester, MA

July 3 – September 28, 2025

Jurors are Karen Davis and Crista Dix.

$35 entry fee.

Deadline to submit is April 20, 2025.

More info at https://griffinmuseum.org/calls-for-entry/ and https://artist.callforentry.org/festivals_unique_info.php?ID=15049

31st Annual Juried Members Exhibition – Griffin Museum, Winchester, MA

July 3 – August 17, 2025

Juror is Ann Jastrab.

$35 entry fee for up to five images. Per link below, "There is no specific theme, we want to see your best work in the genre or style you create in."

Deadline to submit is April 20, 2025.

More info at https://griffinmuseum.org/calls-for-entry/ and https://artist.callforentry.org/festivals_unique_info.php?ID=15047

Competition Results

Digital Image Competition, March 11, 2025 - Judge Rick Cloran

Open A - 13 entries

1st	Lake Louise Storm	David Long	10 pts.
2nd	A Clean Night	Scott Marmer	9
T-3rd	Aurora	Will Korn	8
T-3rd	Beached Whale	Moti Hodis	8

Open B - 19 entries

1st	Hurricane in a Shot Glass	Jacques Jundt	10 pts.
2nd	Mt. Auburn Eclipse	Andrea Stone	9
3rd	Launching Off	Tara Tivnan	8
HM	Dusk at Pllum Island	Barry Berman	8
HM	Remains of the Pier	Suzanne Teegarden	7
HM	White Sands, Shadows and Waves	Thea Dougenik	7

Perspective A - 17 entries

1st	Christian Science Church	Eldad Cohen	10 pts.
2nd	Down the Up Staircase	Nancy Rich	9
3rd	In Your Face	Cindy Esposito	9
HM	Seeing Double	Philip Borden	8
HM	Winter Truro Cottages	Phil Nardozzi	8

Perspective B - 19 entries

1st1	There Goes the Train	Jeff Weinstein	10 pts.
2nd	Retro Reflections	Emory Petrack	9
3rd	Seeing Red	Jeff Weinstein	8
HM	Boxing	William Lawrence	7
HM	Brutalist Balconies	Paul Gagnon	7
HM	Floating on Cloud 9	Suzanne Teegarden	7

PSA Wildlife A - 10 entries

1st	Gulls and Herring	Cindy Esposito	10 pts.
2nd	Finch Gathering Nesting Fluff	Jim Mann	9
3rd	Mother and Child	Eldad Cohen	8

PSA Wildlife B - 17 entries

1st	Caiman in the Pantanal	Linde Eyster	9 pts.
T-2nd	American White Ibis	Marcia Grillo	8
T-2nd	I've Got the Munchies	Paul Gagnon	8
HM	Breakfast	Susan Clare	7
HM	Contented Coyote	Simon Bunyard	7

Open A Winners

1st Place

Lake Louise Storm - David Long

This was shot in early October at Lake Louise in Banff, Alberta, with a Canon R5 Mark II and a Canon RF 15-35 L Series lens at 15mm at f'11, ISO 100, 1/160 sec. Rainbows are never planned so when I saw it forming over the right side of the lake, I quickly moved around to try and capture the full rainbow. I was fortunate to find the canoe rental concession as a foreground element and tried several different compositions and shots with the ever changing light. This was my favorite mainly due to the light. Post processing in LR which was helped by some pointers from Eli during the critique session and I did remove a small dock on the far side in PS per his recommendation. One of my favorite shots on the trip.

2nd Place

A Clean Night - Scott Marmer

T-3rd Place
Aurora - Will Korn

T-3rd Place
Beached Whale - Moti Hodis

Open B Winners

1st Place

Hurricane in a Shot Glass - Jacques Jundt

This picture is the result of serendipity and perseverance. It is my first successful photograph of a three-dimensional soap bubble. The intense colors result from thin-film interference of the reflected light from a flat LED panel positioned directly above the bubble. Local variations of the film thickness give rise to the swirling patterns, evoking giant hurricanes at the surface of an otherwise inviting planet. The film is too thin to affect the long wavelengths of the reds, which are absent from the bubble itself. But because grenadine syrup was added to the solution - not to alter its color but to enhance its rheology - the full spectrum is present, it just happens that the reds "have fallen to the bottom of the glass".

This image was taken with a Sony 90 mm macro lens on a Sony A7R3 body as a single frame - no focus stacking was needed. Settings were 1/60s, f/22, ISO 32000. It required only minimum editing, mostly to erase with the Clone tool tiny bubbles accumulated at the base of the main one.

2nd Place
Mt. Auburn Eclipse - Andrea Stone

3rd Place
Launching Off - Tara Tivnan

Perspective A Winners

1st Place

Christian Science Church - Eldad Cohen

The Christian Science campus has many opportunities for photographers, this arial image was taken with my drone (DJI Mavic 3) in the summer of 2023 at sunset. The panoramic version has been configured from 25 single images combined and composed in Lightroom. Additional post processing was done in Photoshop and Topaz. The camera on the drone is a fixed 24mm lens, and this image used f2.8 1/20 sec and ISO 100.

2nd Place
Down the Up Staircase - Nancy Rich

3rd Place
In Your Face - Cincy Esposito

Perspective B Winners

1st Place
There Goes the Train - Jeff Weinstein

I took this photo at North Station of the commuter rail . We were out doing night photography around the city. I thought I would do a long exposure with the train, so I could convey a feeling of motion. I shot the photo at 24mm with a full frame Nikon. ISO 200 f/16 at 4 seconds. The photo is slightly cropped from the right side. I used f/16 to make sure I got starbursts from the lights.

2nd Place
Retro Reflections - Emory Petrack

3rd Place
Seeing Red - Jeff Weinstein

PSA Widlife A Winners

1st Place
Gulls and Herring - Cindy Esposito

One of the things I enjoy the most is bird photography - I find it very rewarding to capture birds feeding, flying or building nests. My husband and I usually take an annual trip to the Florida wetlands to photograph the birds although I didn't have to go far to get this action shot in Boothbay, Maine. I used a Sony G series 70-200 mm lens on a Sony a6600. The lens is light weight and easy to hold for long periods of time. I shot this image at 200 mm, 1/1000 sec, f/8 and an ISO of 400 with no flash. A small amount of post processing was done in Lightroom.

2nd Place
Finch Gathering Nesting Fluff - Jim Mann

3rd Place
Mother and Child - Eldad Cohen

PSA Widlife B Winners

1st Place

Caiman in the Pantanal - Linde Eyster

In 2019 I started planning for a birding trip to the Pantanal in Brazil, but due to Covid and scheduling issues I did not get to go until last year. The Pantanal is the world's largest wetland, occupying an estimated 65,000 square miles. It is located approximately in the middle of South America, with the great majority of it in Brazil. We spent most days observing birds along a dirt road built through a section of the Pantanal, but we also spent two days traveling by boat along a river at the southern edge of the state of Mato Grosso.

There are supposedly millions of caimans in the Pantanal, and we did see a few hundred small ones, mostly in the large 'puddles', with only the heads visible and with the mouths closed. When we puttered by this large caiman, how could I pass up some photos of those awesome teeth? The teeth were visible due to a behavior called unprovoked mouth gaping, which is believed to be used in thermo-regulation. I used my Sony RX10 IV at a focal length of 62 mm, and I used Lightroom to crop and adjust the lighting.

T-2nd Place
American White Ibis - Marcia Grillo

T-2nd Place
I've Got the Munchies - Paul Gagnon

Latimer Print Competition, March 18, 2025 - Judge Art Vaughan

Open A - 14 entries

1st	Hamnoy Sunset	Moti Hodis	19 pts.
2nd	Hoar Frost in Scotland	Gordon Saperia	14
T-3rd	Red Bull Cliff Diving at the Boston ICA	Jim Mann	11
T-3rd	Twilight in Brooklyn	Will Korn	11

Open B - 8 entries

1st	Rippled Serenity	Emory Petrack	16 pts.
2nd	Windows in Decorated Wall	Dubi Zandman	12

Bridges A - 11 entries

1st	Boston University Bridge	Eldad Cohen	14 pts.
2nd	Brooklyn Bridge under Stormy Sky	Yair Melamed	12
T-3rd	The Green Arrow	Don Craig	10
T-3rd	Mario Cuomo Bridge	Gordon Saperia	10

Bridges B - 14 entries

1st	Afternoon Sunlight	Heather Hirsch	12 pts.
T-2nd	Bridge over Moon	Paul Gagnon	11
T-2nd	Water over Water	Paul Gagnon	11
HM	Die Brücke	Christopher Weikart	10

Environmental Portrait A - 11 entries

1st	Wine Maker and Merchant in Deep Conversation	Philip Borden	19 pts.
T-2nd	Grand Central Terminal	Gordon Saperia	12
T-2nd	Young Fellaz Brass Band Trombone	Jim Mann	12

Environmental Portrait B - 8 entries

1st	La Patronne	Christopher Weikart	19 pts.
2nd	Street Dancer	Dubi Zandman	11

Open A Winners

1st Place

Hamnoy Sunset - Moti Hodis

TThe images were shot at the end of another long and exhausting day in Lofoten, basically on the last evening of the trip. Maybe that is why I ended up shooting handheld instead of on a tripod. Be that as it may, this decision resulted in a frothier wave break on the rocks below the red lodges instead of smooth waters with a long shutter.

The image was taken with a Canon R5 MK II + RF 24-105mm lens, 1/13s, F/13, and ISO 250. It is remarkable how well the new generation of cameras and lenses provides in-body + lens stabilization. Nevertheless, in these situations, I try to find some way to stabilize myself and also take quite a few images to make sure I have a decent chance of having at least one in good focus. In this case, leaning on the bridge railing was not a great idea as the tens of other photographers lined up next to me on the bridge would knock on the railing and shake me if I relied on the railing for stabilization.

I shoot RAW, so images come out flat straight out of the camera. In addition to the usual global exposure adjustments, some masking and local adjustments have been performed to balance the sky and the foreground and increase the mid-tone contrast. Fun location and fun results.

2nd Place

Hoar Frost in Scotland - Gordon Saperia



T-3rd Place

Red Bull Cliff Diving at the Boston ICA - Jim Mann

T-3rd Place
Twilight in Brooklyn - Will Korn

Open B Winners

1st Place
Rippled Serenity - Emory Petrack

This image, Rippled Serenity, was taken on the Cape in the Brewster Flats earlier this month. During that cold snap, being out there was a bit challenging, but it was amazingly beautiful, as always. I like the juxtaposition of the sand and water and the two people in the distance, giving it some perspective. It was taken with a Nikon Z8 and 14-30 mm lens, at 30 mm, 1/100 second, f9.

2nd Place
Windows in Decorated Wall - Dubi Zandman

Bridges A Winners

1st Place
Boston University Bridge - Eldad Cohen

A drone created this panoramic view of the bridge, DJI Mavic Air, using 21 images generated automatically by the drone panoramic setup. I have taken similar panoramic views, so I had somewhat of an expectation of what I wanted to achieve. The images were stitched in Lightroom (although The drone SW generates a stitched image in addition to the 21 single images, a jpeg version). The unique view of the bridge, which is straight curves, was achieved by stationing the drone relatively close to the bridge and picking a location that will show the entire bridge and the vertical height that avoids the aerial vision. The camera on the drone has a 28mm lens, fixed aperture f/2.8, 1/500sec, and ISO100.

2nd Place
Brooklyn Bridge under Stormy Sky - Yair Melamed

T-3rd Place
The Green Arrow - Don Craig

T-3rd Place
Mario Cuomo Bridge - Gordon Saperia

Bridges B Winners

1st Place

Afternoon Sunlight - Heather Hirsch

This photo was taken along the Kangamangus Highway in New Hampshire in October 2024. I used a Canon R5 with RF 24-70 F2.8 L IS USM lens at 70 mm with a shutter speed of 1/200th of a second at f/8.0 with ISO 100. The photo was minimally cropped along the right-hand side and bottom with minimal editing.

T-2nd Place

Bridge over Moon - Paul Gagnon



T-2nd Place

Water over Water - Paul Gagnon

Environmental Portrait A Winners

1st Place

Wine Maker and Merchant in Deep Conversation - Philip Borden

On a cold late February evening, I captured this moment between two longtime friends: Bertil Jean-Chronberg, owner of Bonde Wines, and Gideon Beinstock, renowned winemaker of Clos Saron. Both are passionate advocates of natural wine and after dinner, they launched into an animated discussion. Their exchange, marked by mutual respect and friendly debate, reflected their deep expertise—Bertil offering a retailer's perspective, while Gideon shared insights from his decades of hands-on experience in winemaking.

My goal was to highlight their interaction—their expressions, gestures, and the warmth of the conversation. The rows of wine bottles in the background add context and frame the shot. I took it on my Fuji X-Pro3 with a 56mm lens (85mm full-frame equivalent) at f/3.2, ISO 2500, and 1/250 sec.

T-2nd Place

Grand Central Terminal - Gordon Saperia

T-2nd Place

Young Fellaz Brass Band Trombone - Jim Mann

Environmental Portrait B Winners

1st Place

La Patronne - Christopher Weikart

This was taken last month at the French Salon International de l'Agriculture (International Agricultural Show) in Paris. We were in the territories d'Outre-Mer (overseas territories) pavillon, with a large, lively, and raucous crowd sampling exotic food and drink to pulsating loud music. In other words, it was a great place to shoot street!

Our subject was selling rum drinks (which were quite good) and creole food. The shot was entirely spontaneous; she was a natural. She had such a strong sense of self-possession that I called her La Patronne, which means Boss Lady.

Shot handheld, Nikon Z6, f/8, 1/500s, ISO 20000, w/ 26mm prime lens. Raw photo processed (and de-noised) with Lightroom Classic.

2nd Place

Street Dancer - Dubi Zandman

Member Resources

Special Interest Groups

The idea behind Speical Interest Groups is to allow a small group of members that have a common specific interest unique to a subset of the general membership to share knowledge and experience to benefit the unique members. There are currently no restrictions to the subject or size of a SIG or how a specific SIG is organized, it's the group decision, the club will only provide a discussion Forum platform on the clau website for the SIG to share. The following SIG's have already been formed:

Night and Long Exposure Photography	Looking for a new Group Coordinator
Drones	Group coordinator: Eldad Cohen
Fujifilm	Group coordinator: Eldad Cohen
Building your Photoshop Skills	Group coordinator: Yair Egozy
Beginner Skills (Level B Photographers)	Group coordinator: Dan Koretz
Exploring Photography Aesthetics	Group coordinator: Anna Golitsyna
Photojournalism / Street Photography	Group coordinator: Julie Berson
Environmental Portraits	Group coordinator: David Rider

Much more info on SIGs at https://www.bostoncameraclub.org/d/392b5c62-9b94-4676-bef5-47cb04d9b024

The BCC Blog

Our new and improved blog allows BCC members to receive email updates that we think will be of interest to the club. Want to hear about upcoming exhibitions submissions? New workshops? Photography events in the area? Gear for sale? This is the place! The News Blog will be an "opt-out" system – all members will be automatically enrolled, but you'll have the ability to opt-out. The News Blog is now live and you should receive two email digests per week. If you have content for the Blog, please email to Erik Gehring at erik@erikgehring.com.

https://www.bostoncameraclub.org/d/ca3656b6-472b-44c9-a78b-62a603b1da6e

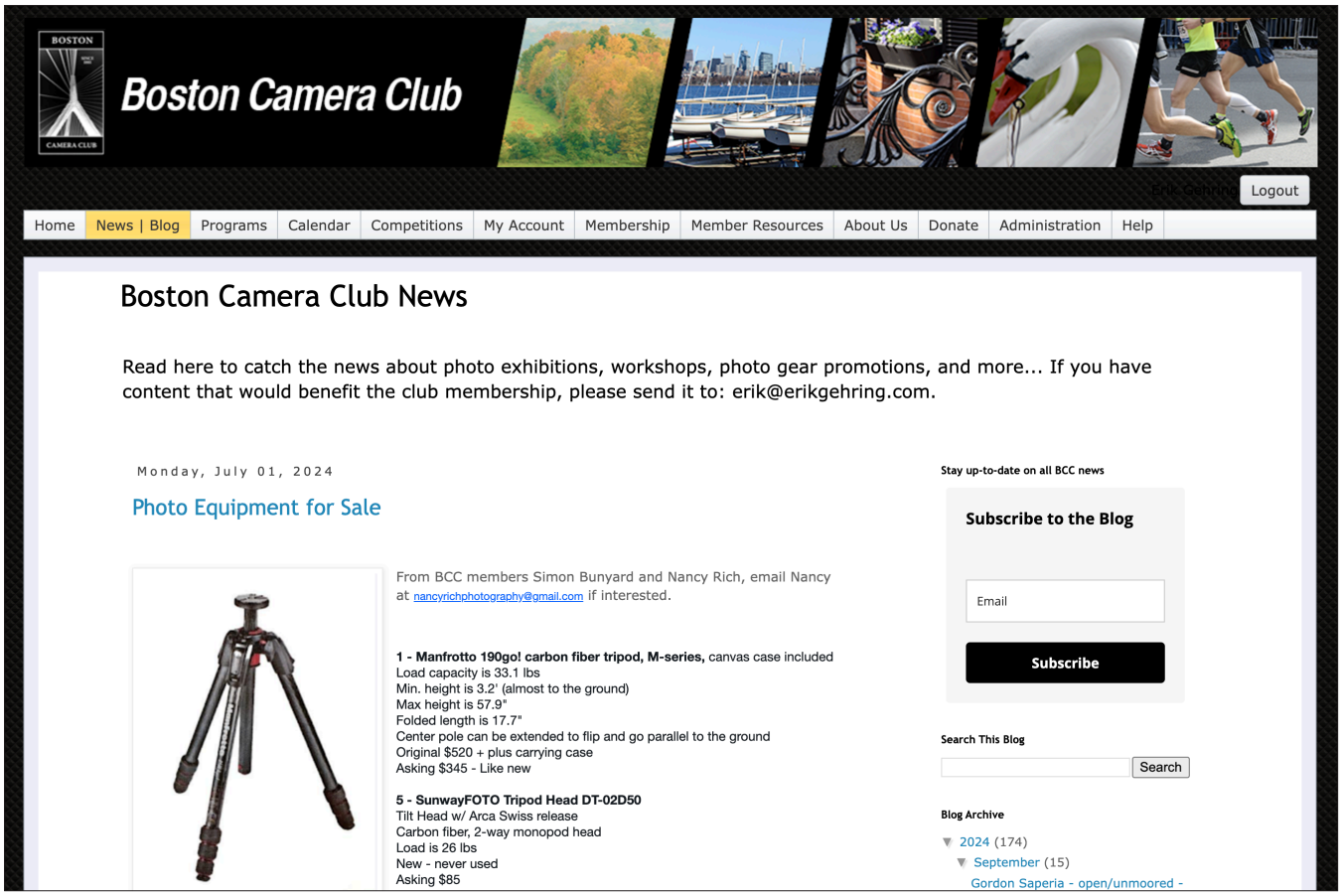

BCC Events through June 2025

May 06	Photo Critique / Lightroom Workshop with Eli Hollander
May 08	Multi-Club Competition
May 13	Digital Image Comp - Open; Machines; Pathways and Passages - Judge Angie McMonigal
May 20	Member Presentations - Field Trip Showcase
May 27	Photo Critique / Lightroom Workshop with Eli Hollander
Jun 03	Closing Business Meeting

The Boston Camera Club is proud to be a member of the

- NECCC (New England Camera Club Council)
- PSA (Photographic Society of America)

http://www.neccc.org | http://www.psa-photo.org

President : Philip Borden
Vice President: Tom Hill
Treasurer: Kathy Barry
Secretary: Susan Clare
BCC Reflector Editor: Erik Gehring

http://www.bostoncameraclub.org